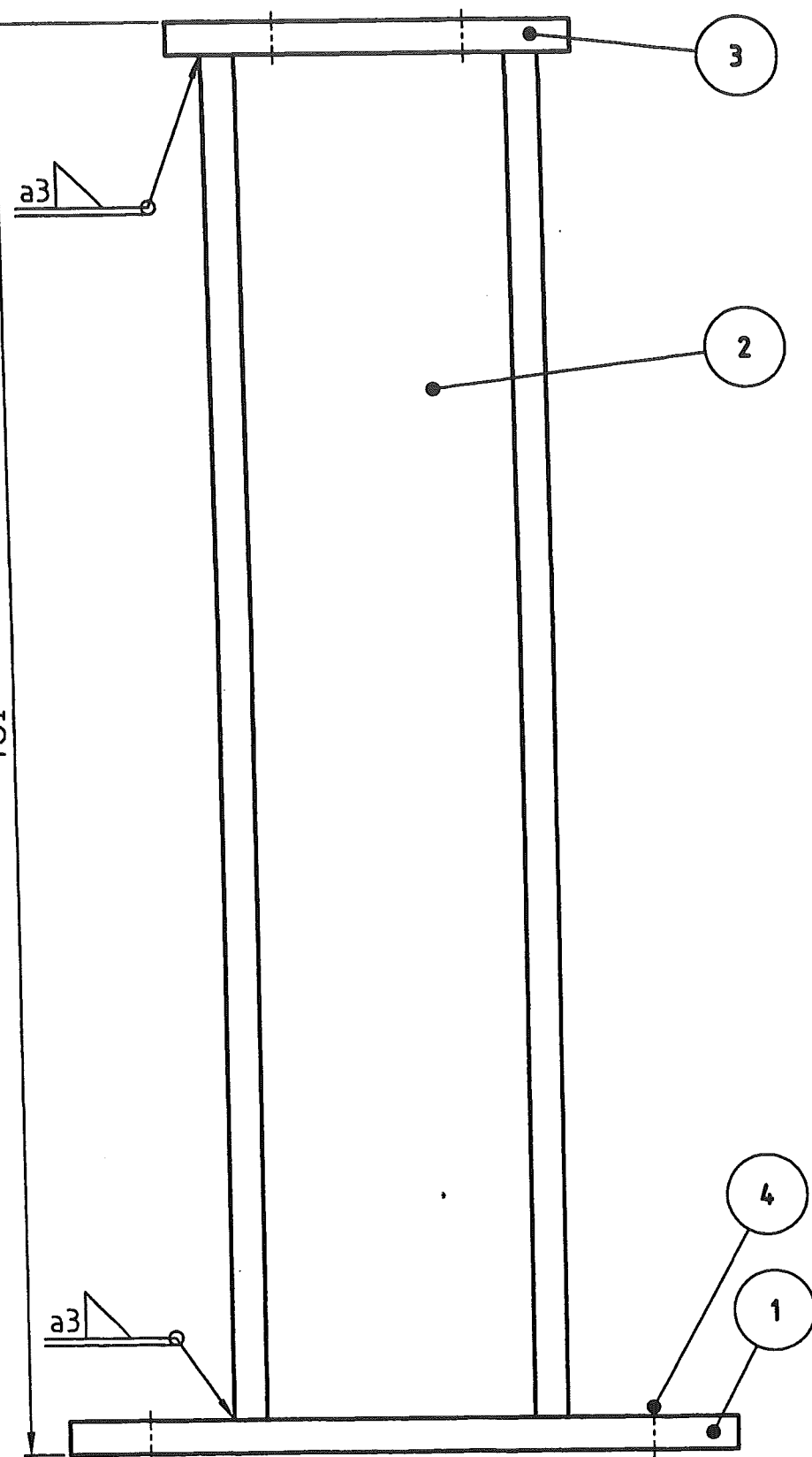


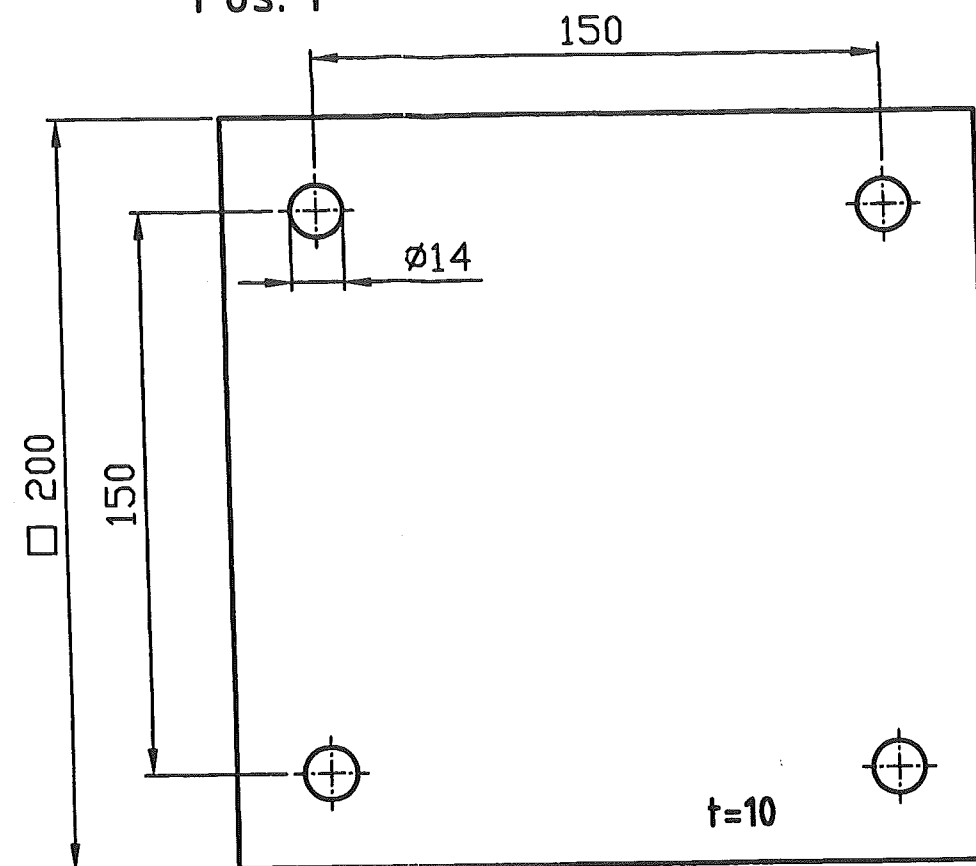
L

	Date :	Name :	Checked:	History file:	
	01.12.04	WIP/Rad.	—	792.87247	
	Job code: K70101 Reference: ASU Kosice			Scale —:—	Original format DIN A3
				Sheet: 500	of — Sheets
Replaces: 79___ Replaced by: 79___	Title: Unterstützungen pro Rohrhalterungen			Drawing No.: 792.87247	Rev. ___

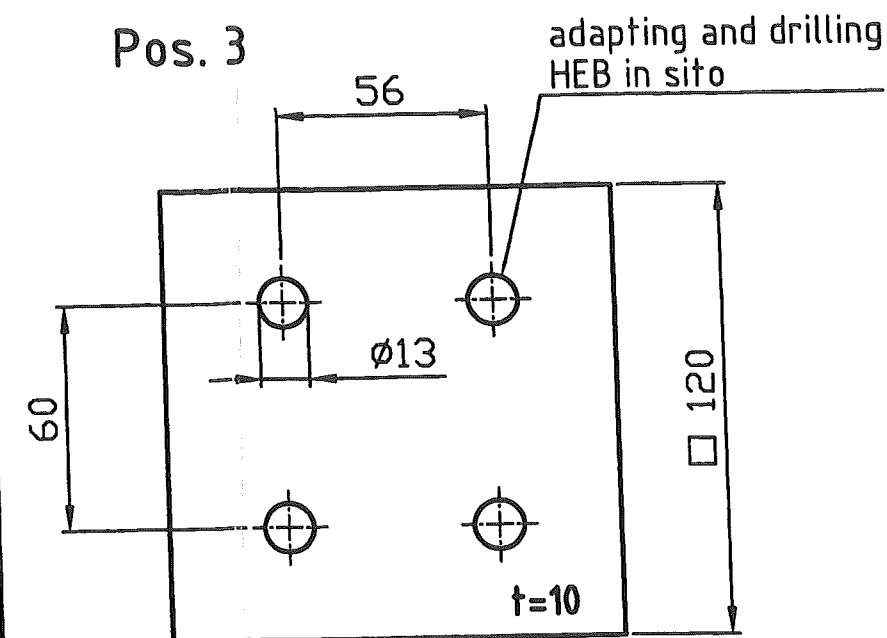
431



Pos. 1

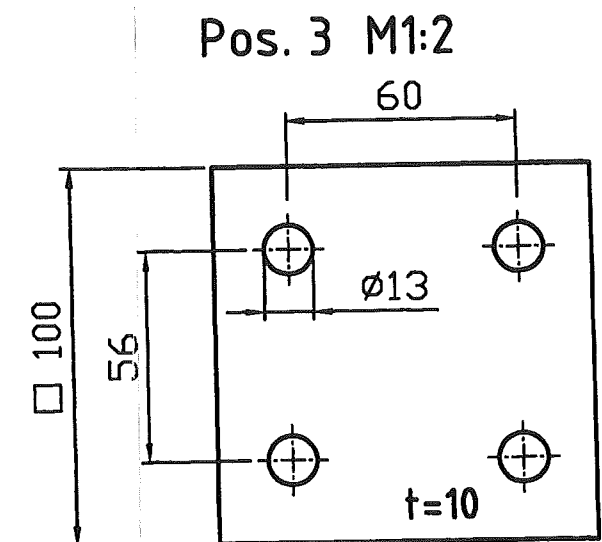
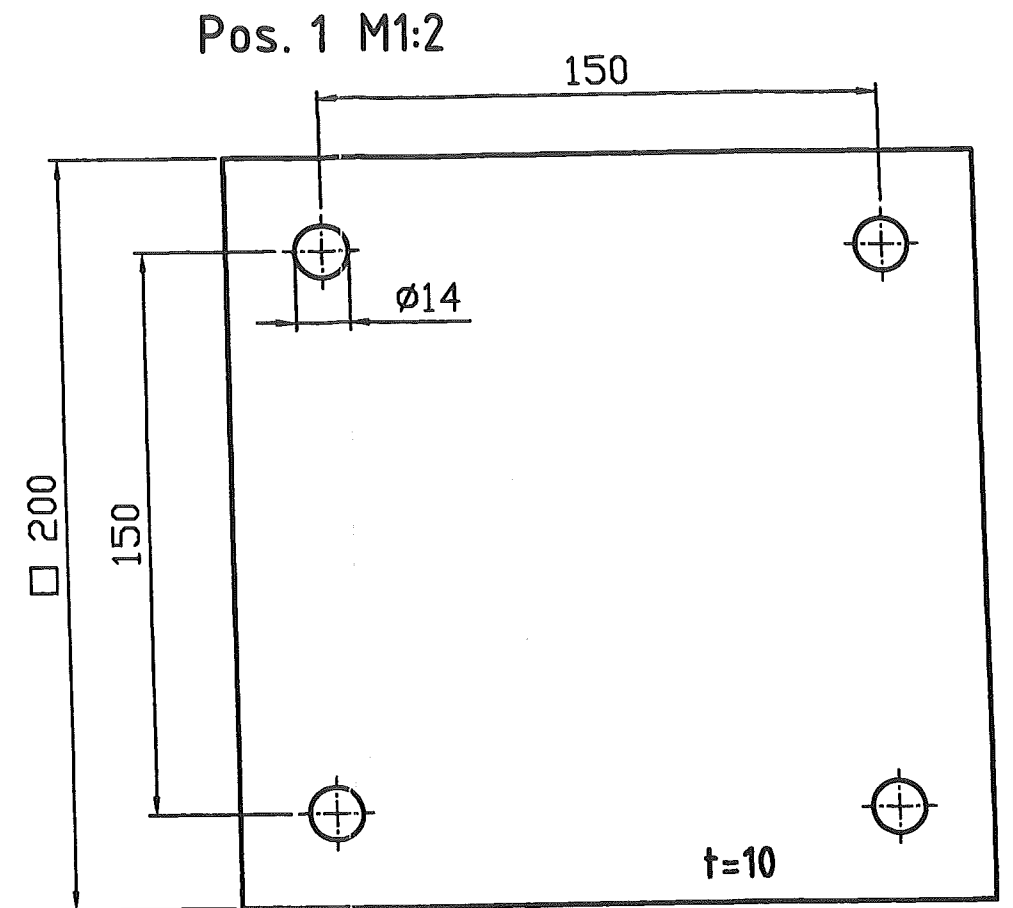
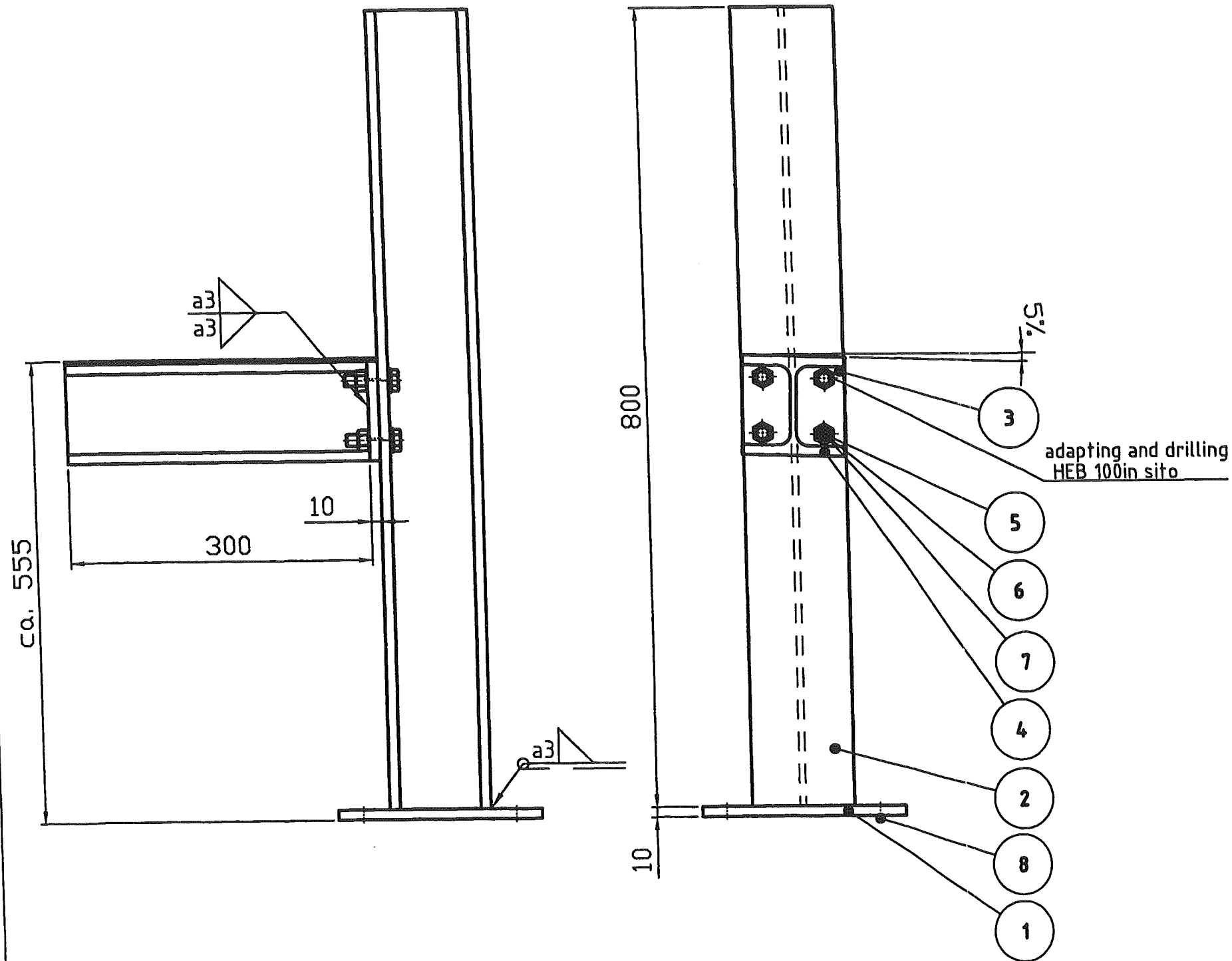


Pos. 3



Support	Type	Pos.	Object	DIN EN / Manufacturer	Material	Pcs.	L mm	B mm	H mm	H1 mm	H2 mm	Single Weight kg	Total Weight kg	Surface m2
SU-501	Support	1	Steel plate	DIN EN 10025	K	St37-2	1	200	200	10		3,140	3,140	0,08
SU-501	Support	2	HEB100 profile	DIN 1025	K	St37-2	1	411				8,384	8,384	0,2819
SU-501	Support	3	Steel plate	DIN EN 10025	K	St37-2	1	120	120	10		1,130	1,130	0,0288
SU-501	Support	4	Anchor bolt HST-R M12x145/50	HILTI	A	A4-70	4						0,000	

	Date :	Name :	Checked:	History file:	
	11.11.04	WIP/Rad.	—	792.87247	
	Job code: K70101			Scale 1:2	Original format DIN A3
	Reference: ASU Kosice			Sheet: 501	of — Sheets
Replaces: 79__	Title:			Drawing No.:	Rev.
Replaced by: 79__	SU-501			792.87247	__

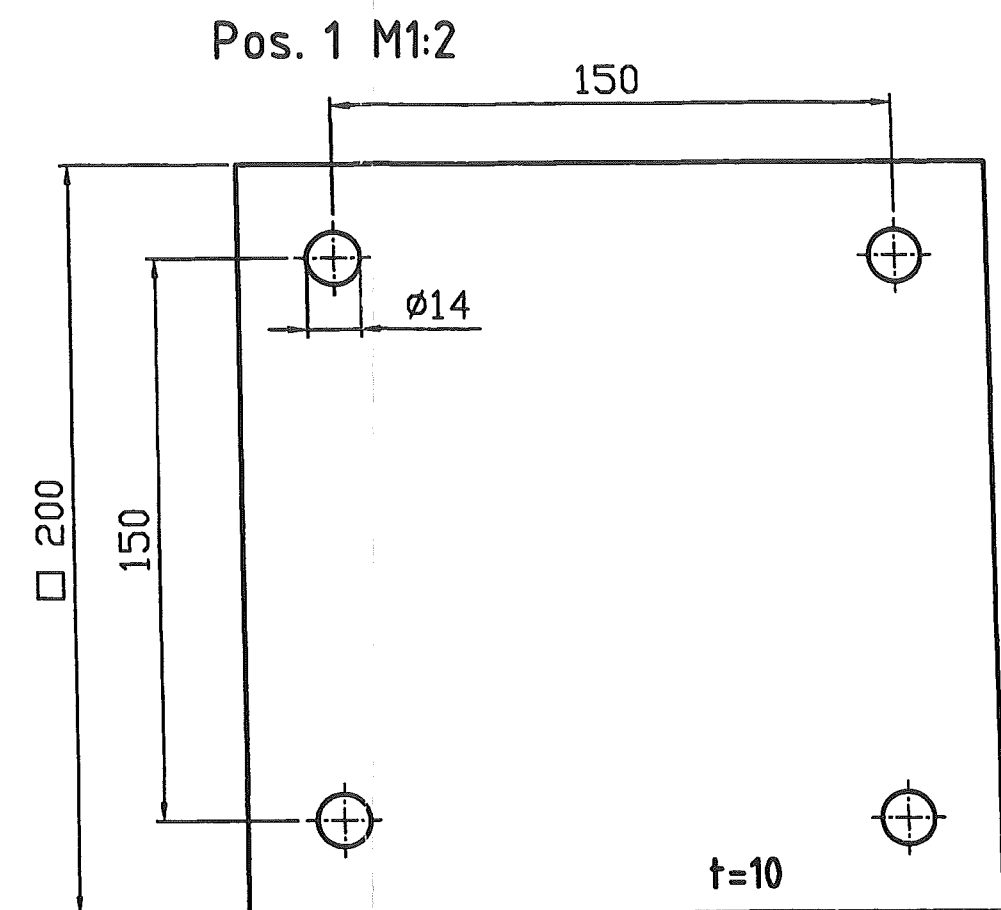
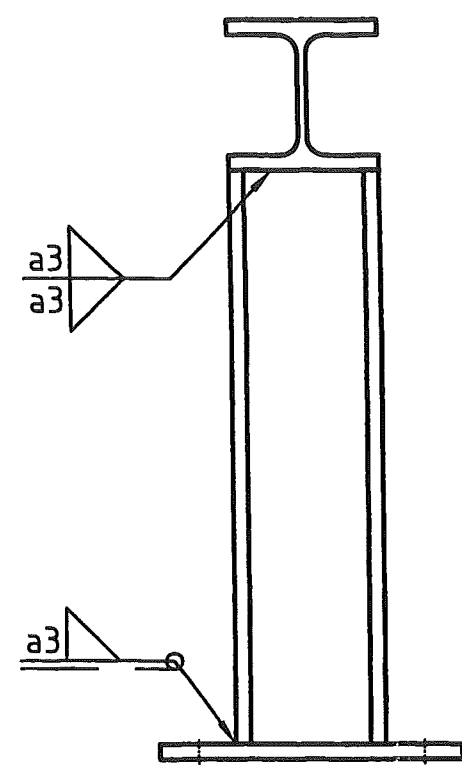
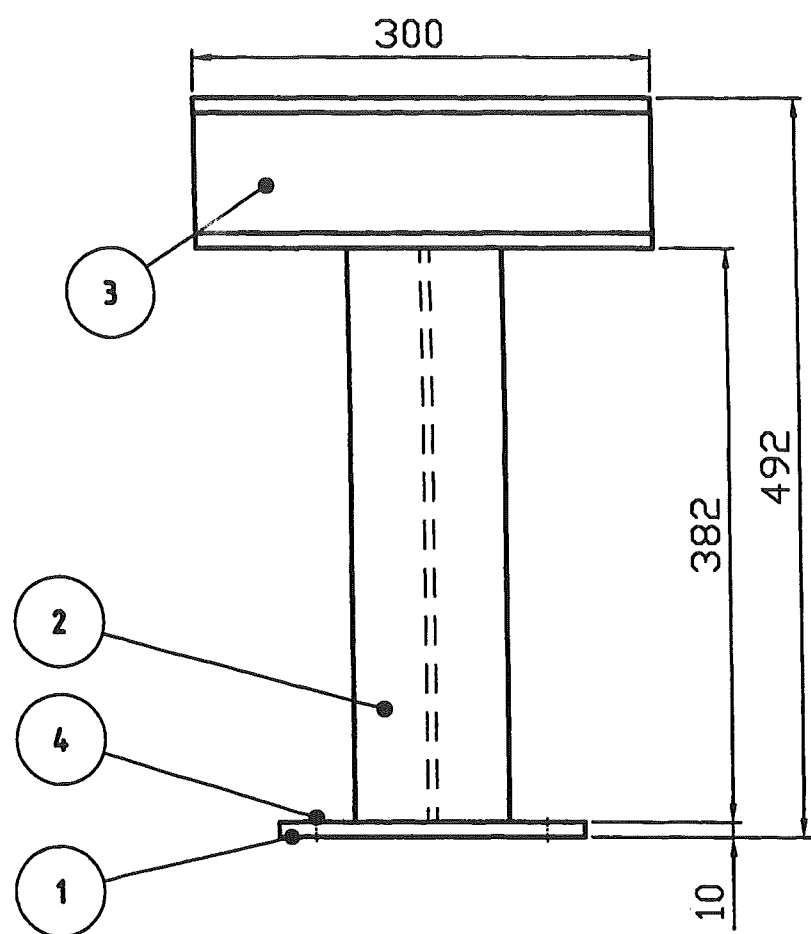


Support	Type	Pos.	Object	DIN EN / Manufacturer		Material	Pcs.	L mm	B mm	H mm	H1 mm	H2 mm	Single Weight kg	Total Weight kg	Surface m2
SU-502	Support	1	Steel plate	DIN EN 10025	K	St37-2	1	200	200	10			3,140	3,140	0,08
SU-502	Support	2	HEB100 profile	DIN 1025	K	St37-2	1	800					16,320	16,320	0,5488
SU-502	Support	3	Steel plate	DIN EN 10025	K	St37-2	1	100	100	10			0,785	0,785	0,02
SU-502	Support	4	HEB100 profile	DIN 1025	K	St37-2	1	300					6,120	6,120	0,2058
SU-502	Support	5	Hexagonal Screw M12x40mm	DIN EN ISO 4014	S	8.8	4	40					0,082	0,328	
SU-502	Support	6	Hexagonal Nut M12	DIN EN ISO 4032	S	8	4						0,031	0,124	
SU-502	Support	7	Washer M12	DIN EN ISO 7090	S	8	8						0,006	0,050	
SU-502	Support	8	Anchor bolt HST-R M12x145/50	HILTI	A	A4-70	4							0,000	

	Date :	Name :	Checked:	History file:	
	11.11.04	WIP/Rad.	-	792.87247	
	Job code: K70101			Scale 1:5	Original format DIN A3
	Reference: ASU Kosice			Sheet: 502	of - Sheets
Replaces: 79_		Title:		Drawing No.:	
Replaced by: 79_		SU-502		792.87247	
				Rev.	

It may not be copied or used without our written authorization and it is strictly prohibited to disclose it to any third parties.

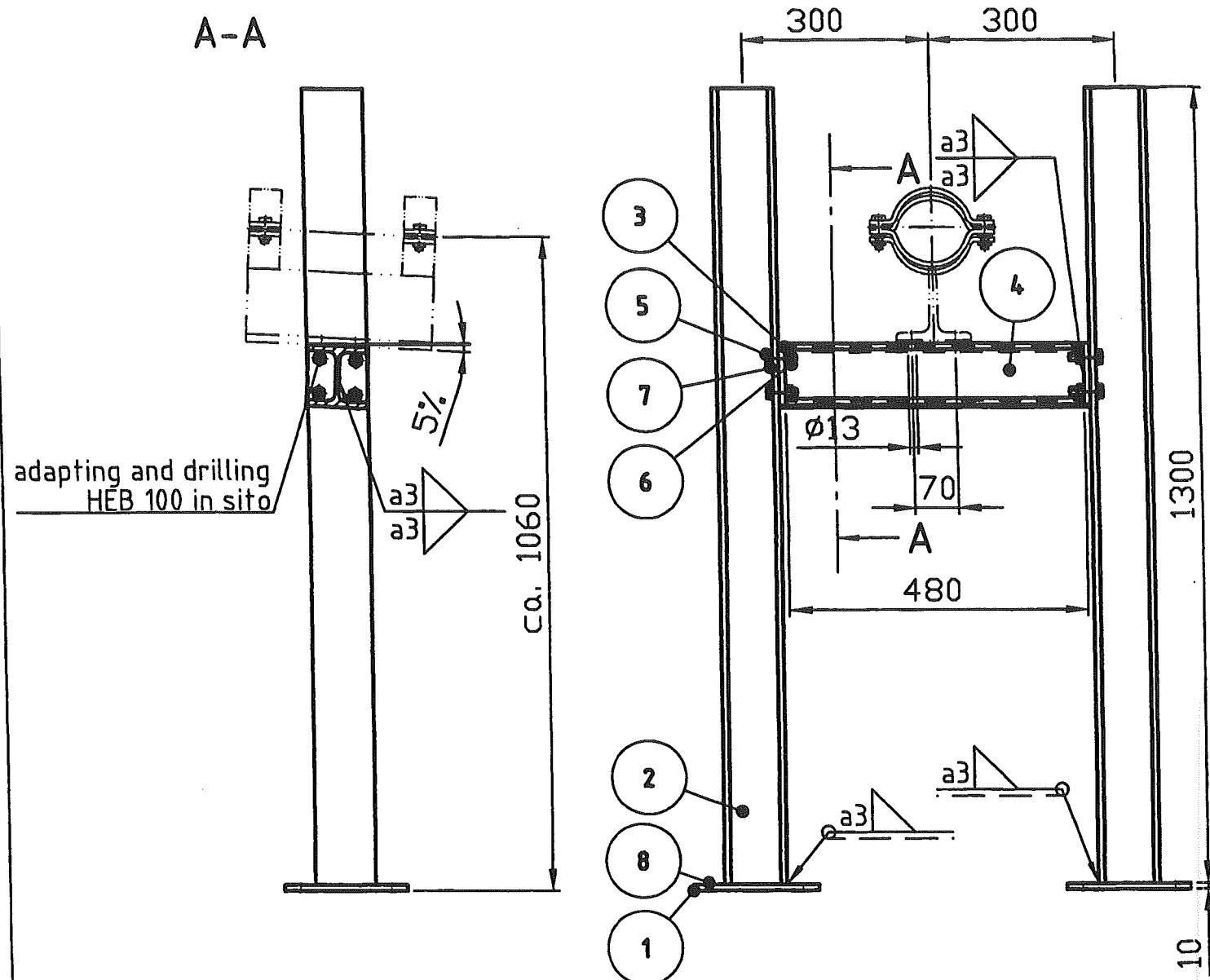
150  
135  
120  
90  
75  
60  
45  
30  
15  
5



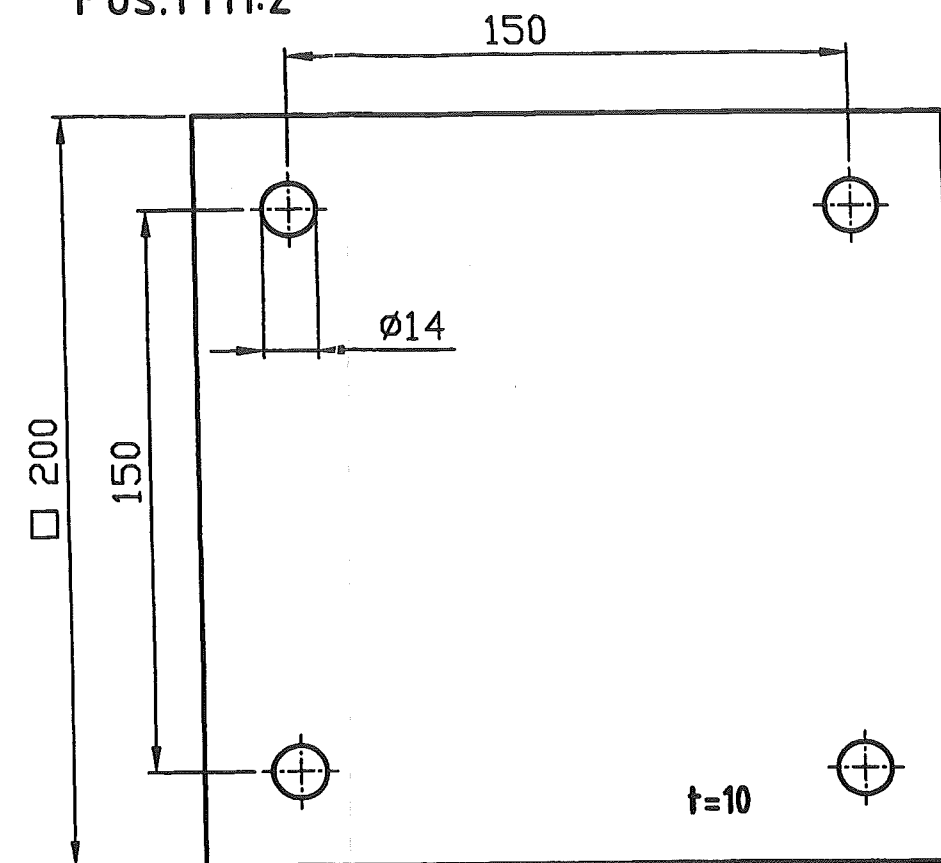
Support	Type	Pos.	Object	DIN EN / Manufacturer		Material	Pcs.	L mm	B mm	H mm	H1 mm	H2 mm	Single Weight kg	Total Weight kg	Surface m2
SU-503	Support	1	Steel plate	DIN EN 10025	K	St37-2	1	200	200	10			3,140	3,140	0,08
SU-503	Support	2	HEB100 profile	DIN 1025	K	St37-2	1	382					7,793	7,793	0,2621
SU-503	Support	3	HEB100 profile	DIN 1025	K	St37-2	1	300					6,120	6,120	0,2058
SU-503	Support	4	Anchor bolt HST-R M12x145/50	HILTI	A	A4-70	4							0,000	

	Date :	Name :	Checked:	History file:	
	18.11.04	WIP/Rad.	-	792.87247	
	Job code: K70101			Scale 1:5	Original format DIN A3
	Reference: ASU Kosice			Sheet: 503	of - Sheets
Replaces: 79_		Title:		Drawing No.:	
Replaced by: 79_		SU-503		792.87247	
				Rev.	

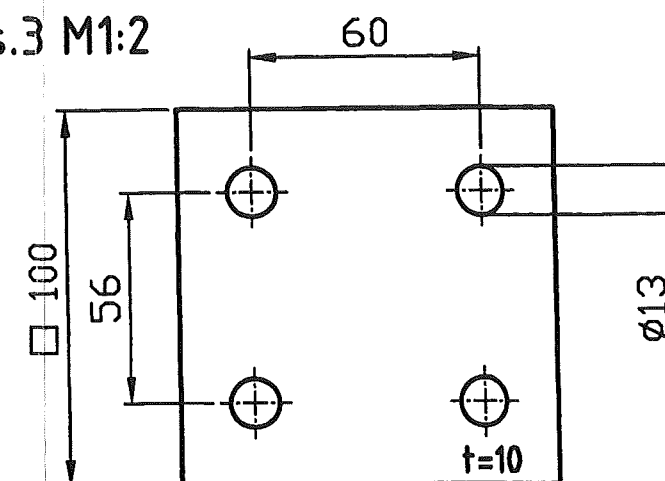




Pos.1 M1:2

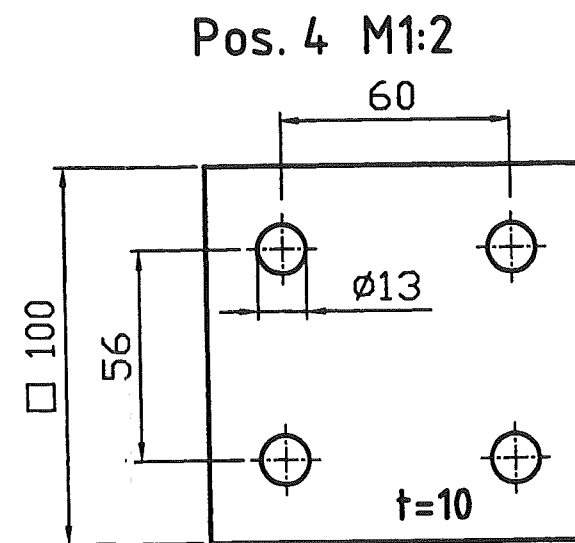
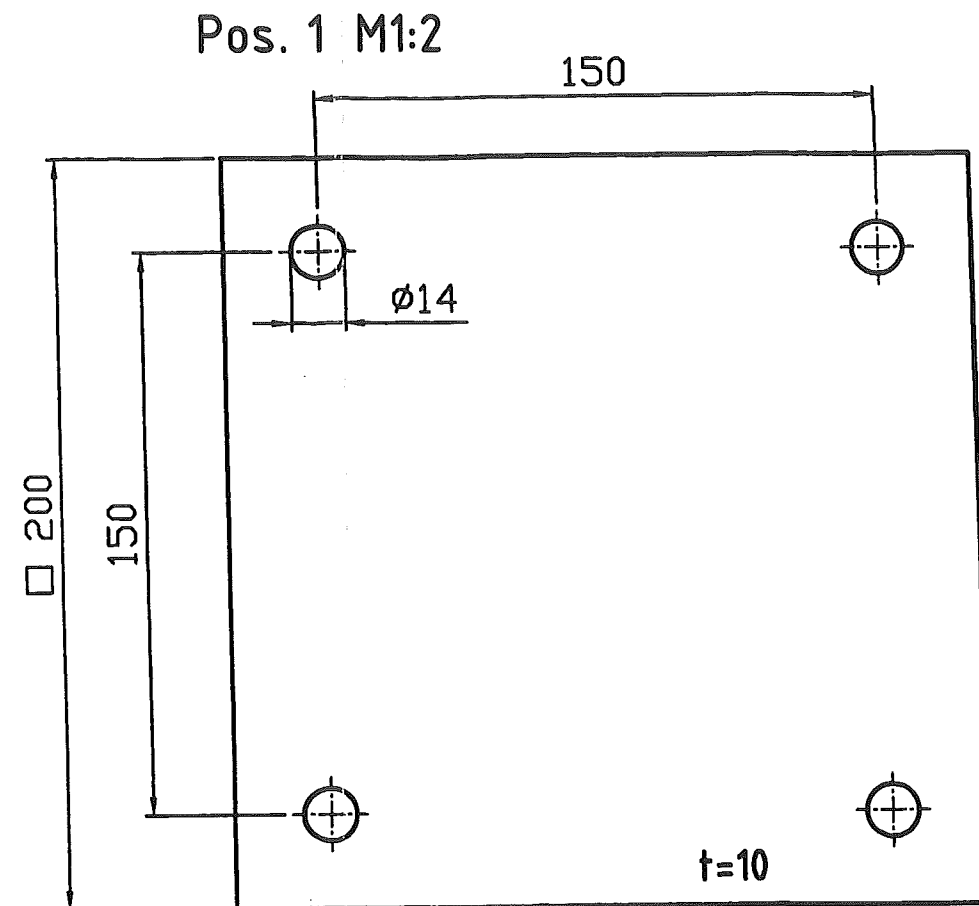
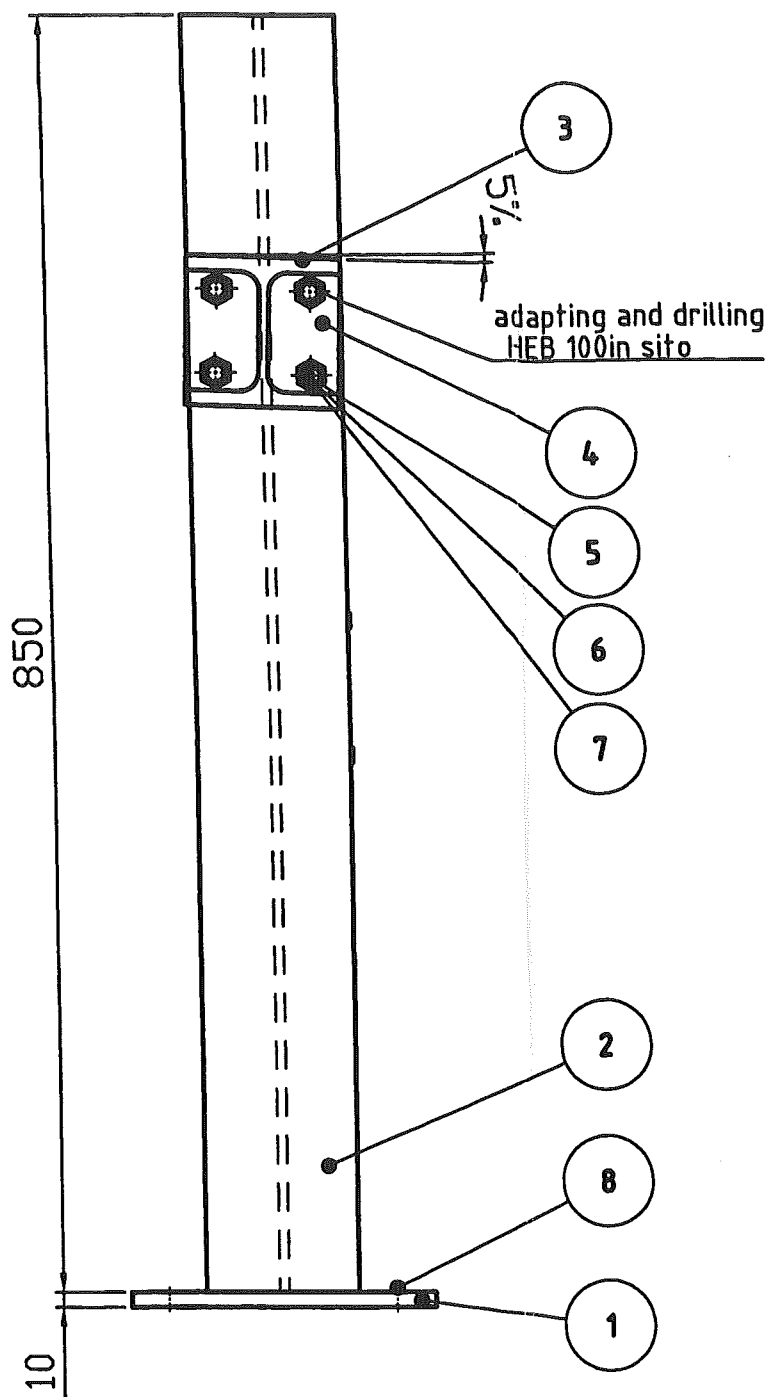
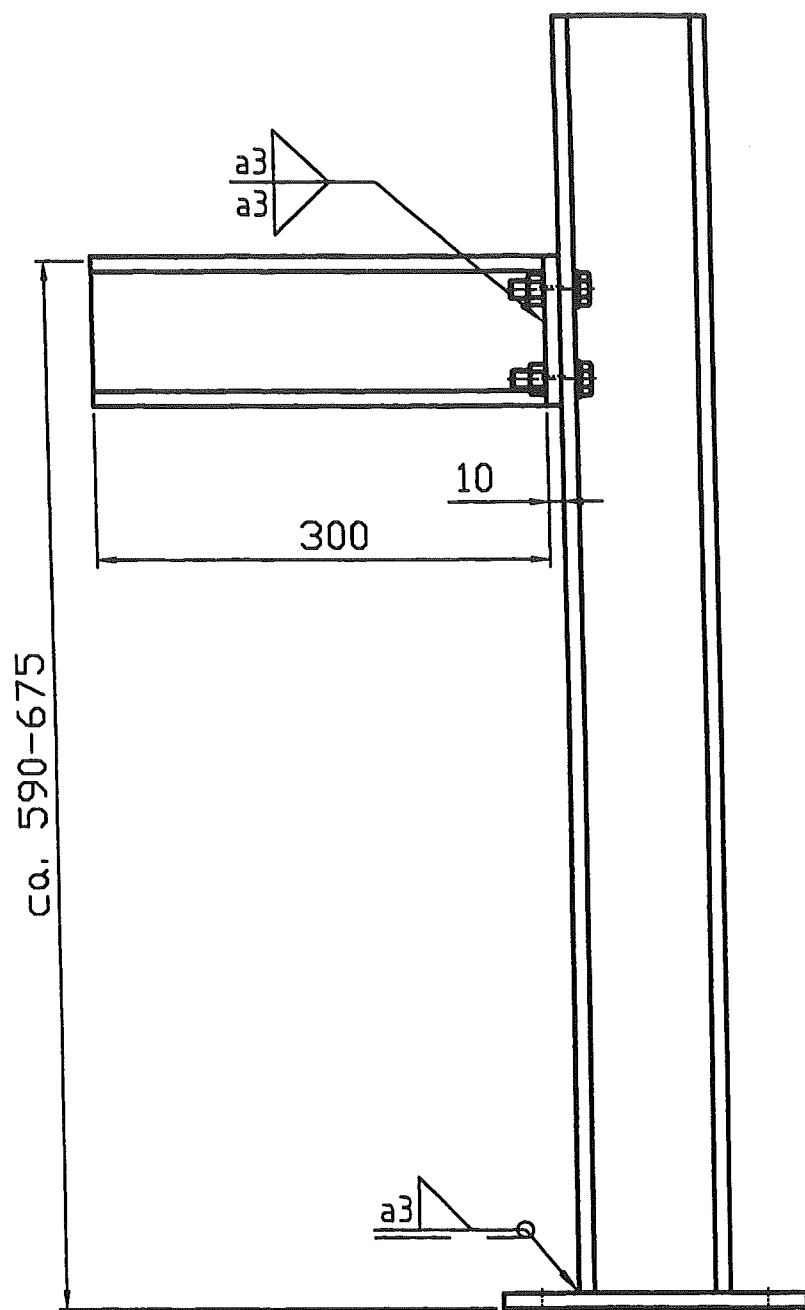


Pos.3 M1:2



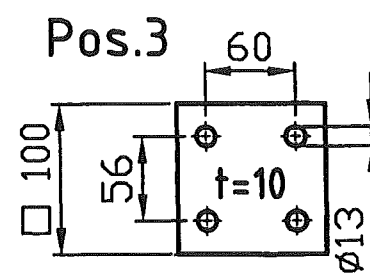
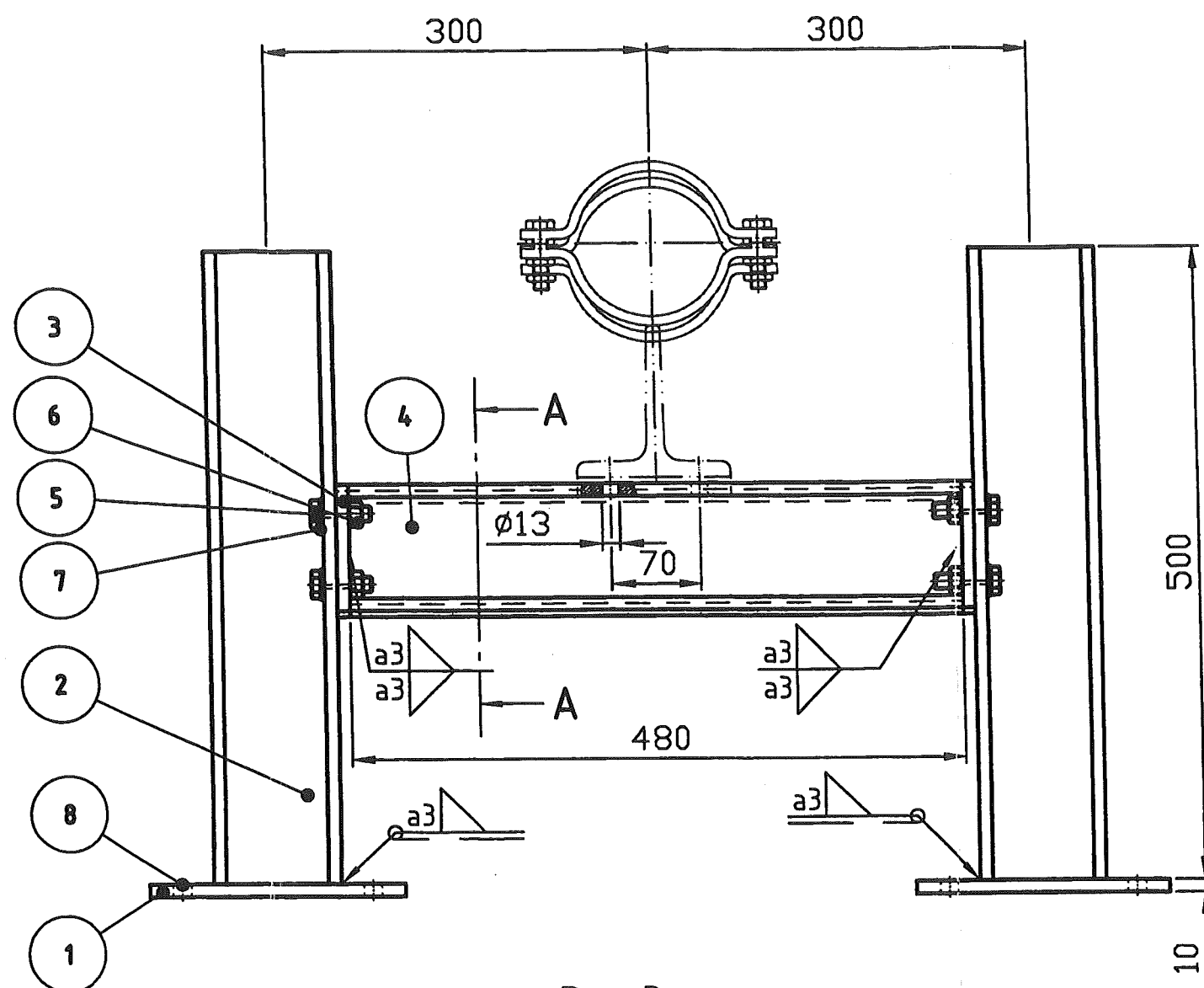
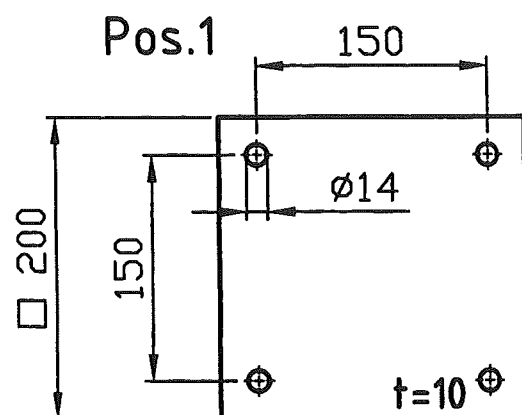
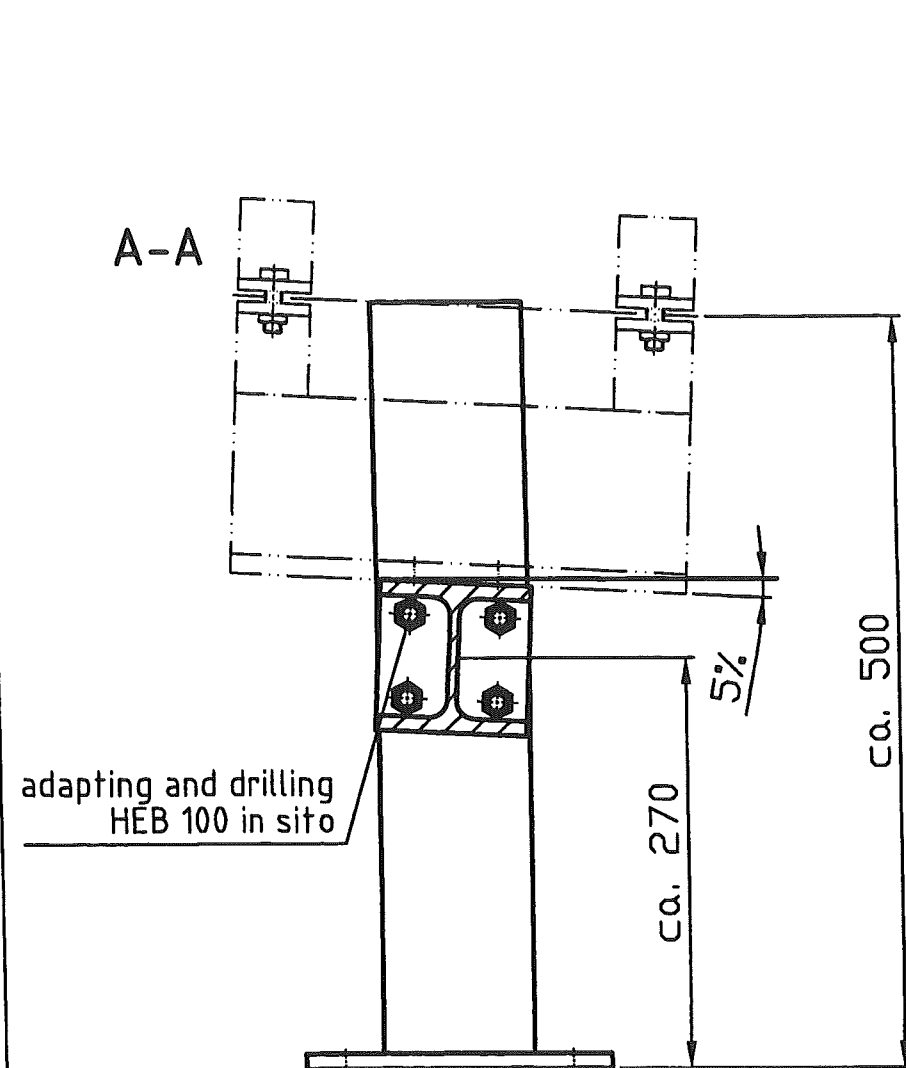
Support	Type	Pos.	Object	DIN EN / Manufacturer	Material	Pcs.	L mm	B mm	H mm	H1 mm	H2 mm	Single Weight kg	Total Weight kg	Surface m2
SU-504	Support	1	Steel plate	DIN EN 10025	K	St37-2	2	200	200	10		3,140	6,280	0,16
SU-504	Support	2	HEB100 profile	DIN 1025	K	St37-2	2	1300				26,520	53,040	1,7836
SU-504	Support	3	Steel plate	DIN EN 10025	K	St37-2	2	100	100	10		0,785	1,570	0,04
SU-504	Support	4	HEB100 profile	DIN 1025	K	St37-2	1	480				9,792	9,792	0,3293
SU-504	Support	5	Hexagonal Screw M12x40mm	DIN EN ISO 4014	S	8.8	8	40				0,082	0,656	
SU-504	Support	6	Hexagonal Nut M12	DIN EN ISO 4032	S	8	8					0,031	0,248	
SU-504	Support	7	Washer M12	DIN EN ISO 7090	S	8	16					0,006	0,100	
SU-504	Support	8	Anchor bolt HST-R M12x145/50	HILTI	A	A4-70	8						0,000	

Replaces: 79____ Replaced by: 79____	Date : 19.11.04	Name : WIP/Rad.	Checked: —	History file: 792.87247	
	Job code: K70101 Reference: ASU Kosice		Scale 1:10	Original format DIN A3	
	Title: SU-504		Sheet: 504 792.87247	of — Sheets	Rev. —



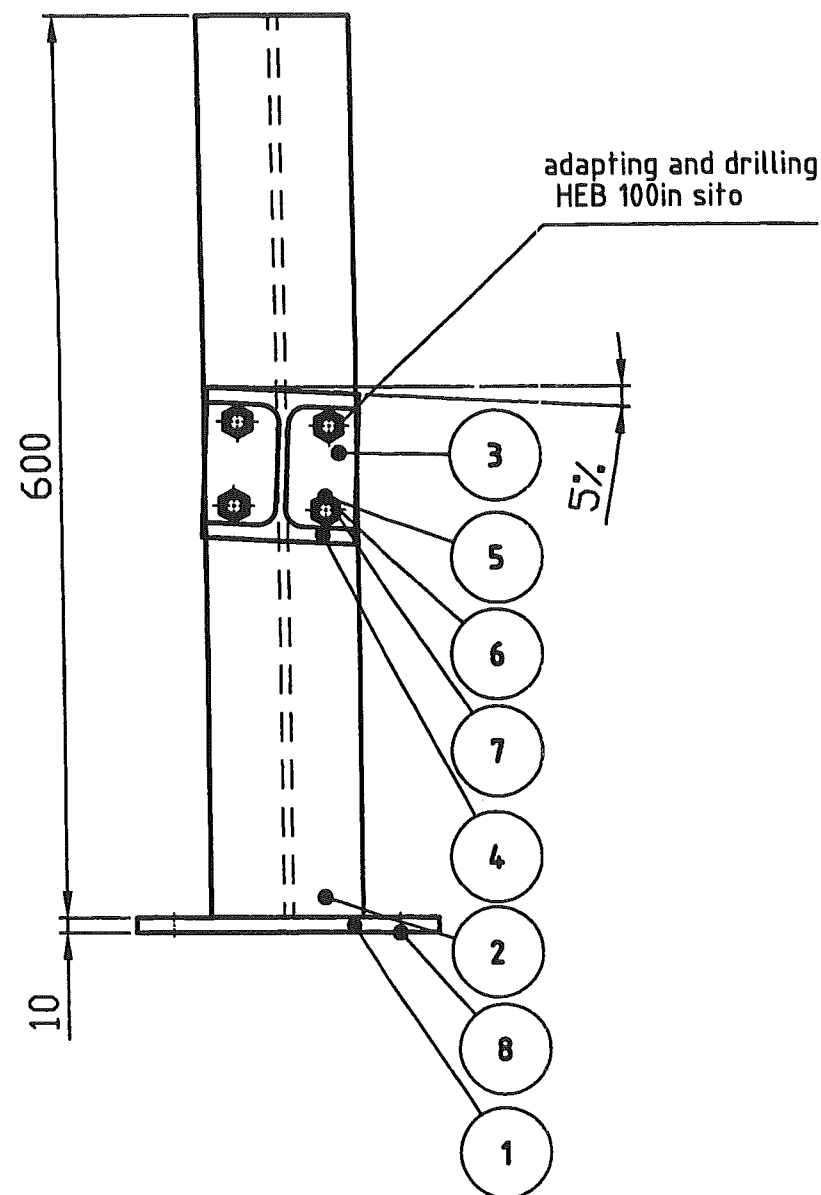
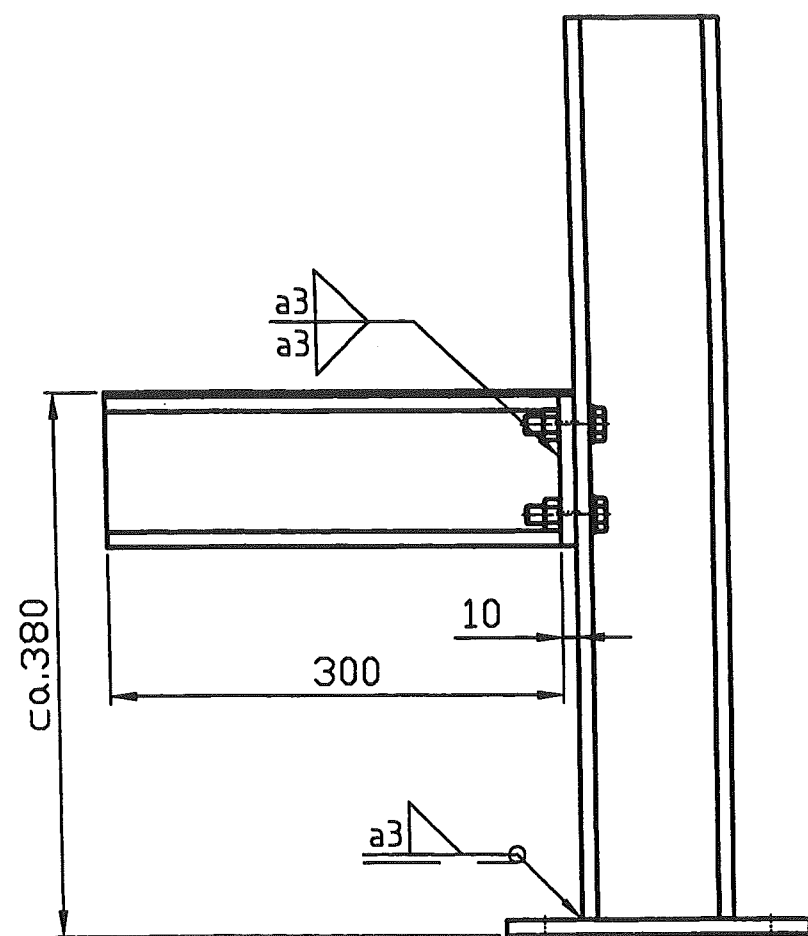
Support	Type	Pos.	Object	DIN EN / Manufacturer		Material	Pcs.	L mm	B mm	H mm	H1 mm	H2 mm	Single Weight kg	Total Weight kg	Surface m2
SU-505	Support	1	Steel plate	DIN EN 10025	K	St37-2	1	200	200	10			3,140	3,140	0,08
SU-505	Support	2	HEB100 profile	DIN 1025	K	St37-2	1	850					17,340	17,340	0,5831
SU-505	Support	3	HEB100 profile	DIN 1025	K	St37-2	1	300					6,120	6,120	0,2058
SU-505	Support	4	Steel plate	DIN EN 10025	K	St37-2	1	100	100	10			0,785	0,785	0,02
SU-505	Support	5	Hexagonal Screw M12x40mm	DIN EN ISO 4014	S	8.8	4	40					0,082	0,328	
SU-505	Support	6	Hexagonal Nut M12	DIN EN ISO 4032	S	8	4						0,031	0,124	
SU-505	Support	7	Washer M12	DIN EN ISO 7090	S	8	8						0,006	0,050	
SU-505	Support	8	Anchor bolt HST-R M12x145/50	HILTI	A	A4-70	4							0,000	

	Date :	Name :	Checked:	History file:	
	23.11.04	WIP/Rad.	—	792.87247	
	Job code: K70101 Reference: ASU Kosice			Scale 1:5	Original format DIN A3
				Sheet: 505	of — Sheets
Replaces: 79_._	Title: SU—505			Drawing No.:	Rev.
Replaced by: 79_-----				792.87247	_____

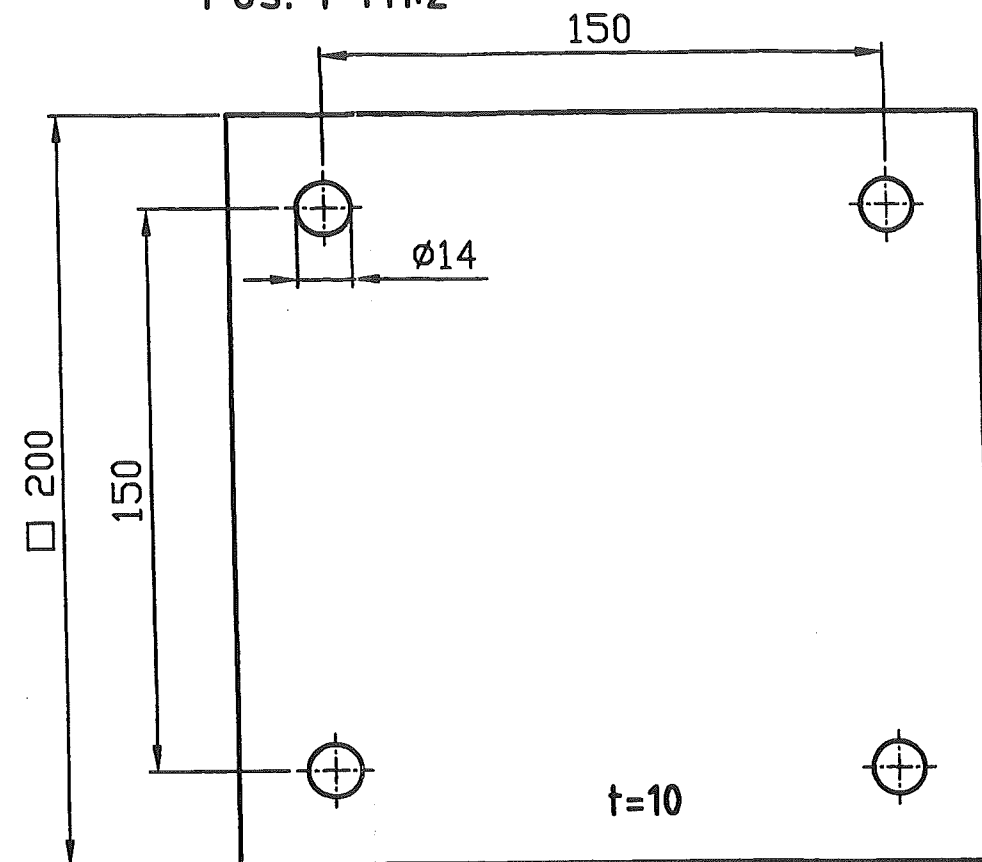


Support	Type	Pos.	Object	DIN EN / Manufacturer	Material	Pcs.	L mm	B mm	H mm	H1 mm	H2 mm	Single Weight kg	Total Weight kg	Surface m2
SU-506	Support	1	Steel plate	DIN EN 10025 K	St37-2	2	200	200	10			3,140	6,280	0,16
SU-506	Support	2	HEB100 profile	DIN 1025	K	2	500					10,200	20,400	0,686
SU-506	Support	3	Steel plate	DIN EN 10025 K	St37-2	2	100	100	10			0,785	1,570	0,04
SU-506	Support	4	HEB100 profile	DIN 1025	K	1	480					9,792	9,792	0,3293
SU-506	Support	5	Hexagonal Screw M12x40mm	DIN EN ISO 4014 S	8.8	8	40					0,082	0,656	
SU-506	Support	6	Hexagonal Nut M12	DIN EN ISO 4032 S	8	8						0,031	0,248	
SU-506	Support	7	Washer M12	DIN EN ISO 7090 S	8	16						0,006	0,100	
SU-506	Support	8	Anchor bolt HST-R M12x145/50	HILTI	A	8							0,000	

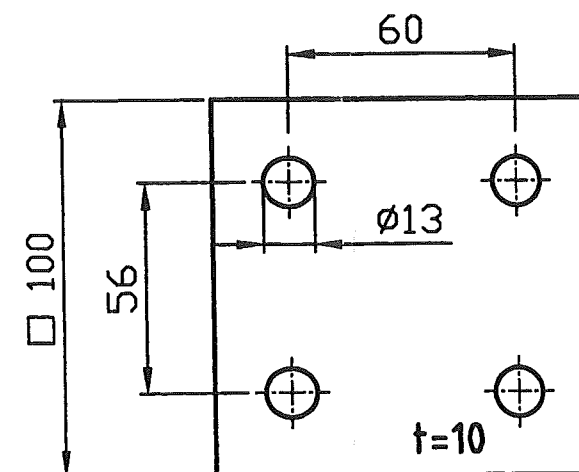
Replaces: 79____ Replaced by: 79____	Date : 11.11.04	Name : WIP/Rad.	Checked: —	History file: 792.87247	
	Job code: K70101		Scale 1:5	Original format DIN A3	
	Reference: ASU Kosice		Sheet: 506	of — Sheets	
	Title: SU-506		Drawing No.: 792.87247		Rev. —



Pos. 1 M1:2

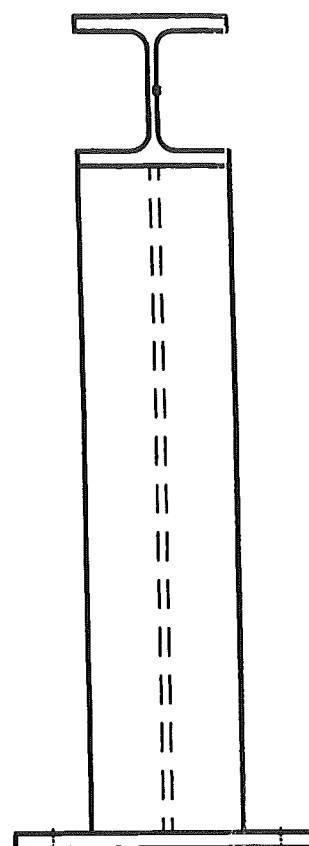
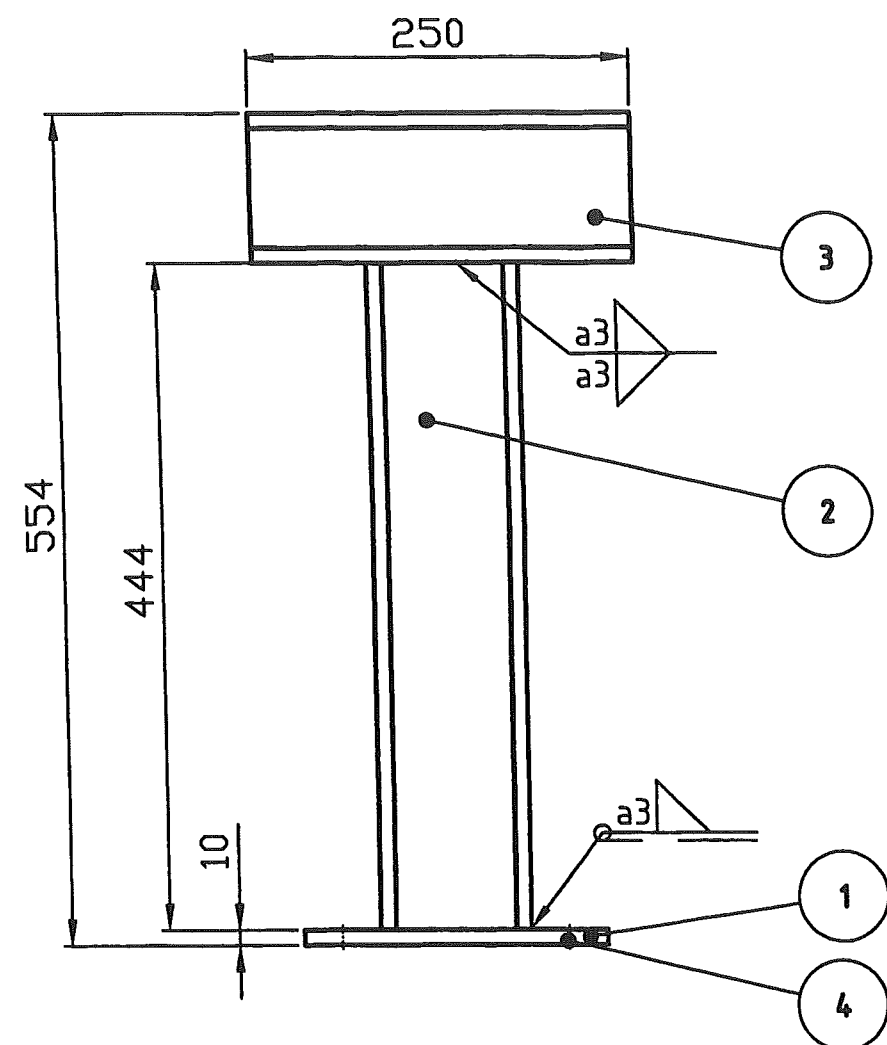


Pos. 3 M1:2

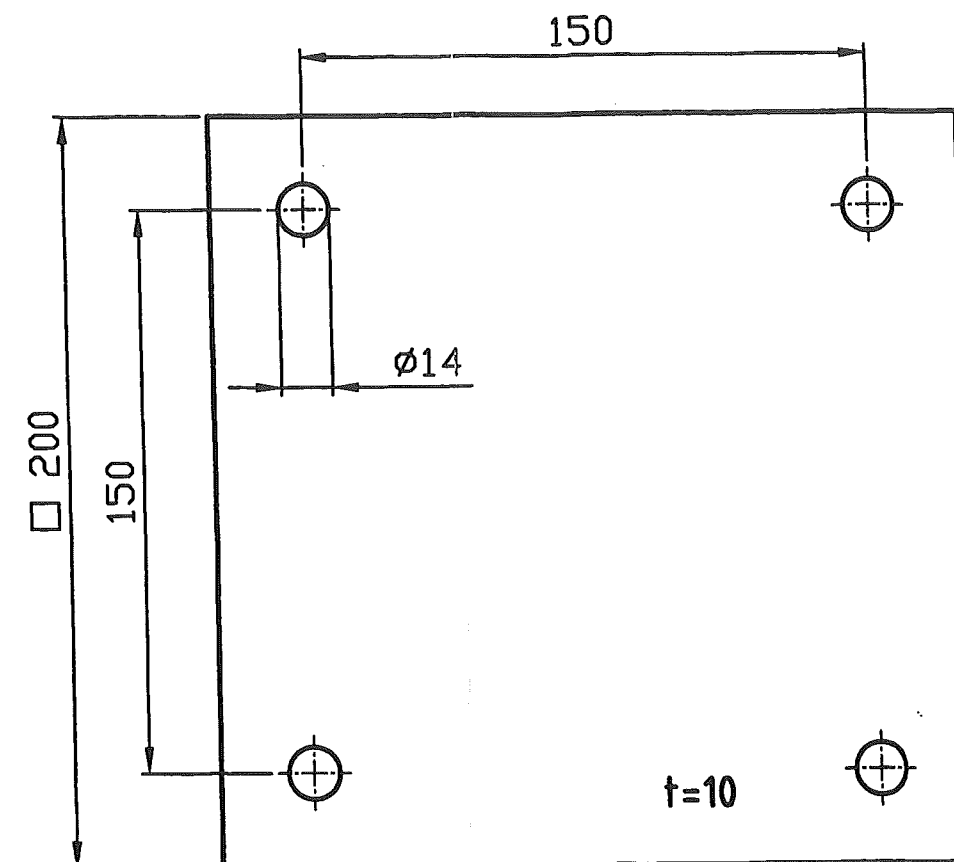


Support	Type	Pos.	Object	DIN EN / Manufacturer	Material	Pcs.	L mm	B mm	H mm	H1 mm	H2 mm	Single Weight kg	Total Weight kg	Surface m2
SU-507	Support	1	Steel plate	DIN EN 10025	K	SI37-2	1	200	200	10		3,140	3,140	0,08
SU-507	Support	2	HEB100 profile	DIN 1025	K	SI37-2	1	600				12,240	12,240	0,4116
SU-507	Support	3	Steel plate	DIN EN 10025	K	SI37-2	1	100	100	10		0,785	0,785	0,02
SU-507	Support	4	HEB100 profile	DIN 1025	K	SI37-2	1	300				6,120	6,120	0,2058
SU-507	Support	5	Hexagonal Screw M12x40mm	DIN EN ISO 4014	S	8.8	4	40				0,082	0,328	
SU-507	Support	6	Hexagonal Nut M12	DIN EN ISO 4032	S	8	4					0,031	0,124	
SU-507	Support	7	Washer M12	DIN EN ISO 7090	S	8	8					0,006	0,050	
SU-507	Support	8	Anchor bolt HST-R M12x145/50	HILTI	A	A4-70	4						0,000	

Replaces: 79____ Replaced by: 79_____	Date : 11.11.04	Name : WIP/Rad.	Checked: -	History file: 792.87247	
	Job code: K70101		Scale 1:5	Original format DIN A3	
	Reference: ASU Kosice		Sheet: 507	of - Sheets	
	Title: SU-507		Drawing No.: 792.87247		Rev. ---



Pos.1 M1:2



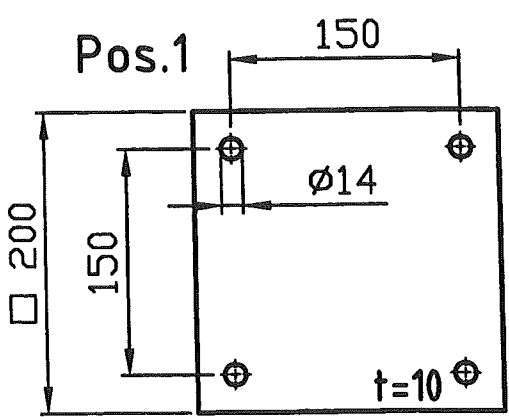
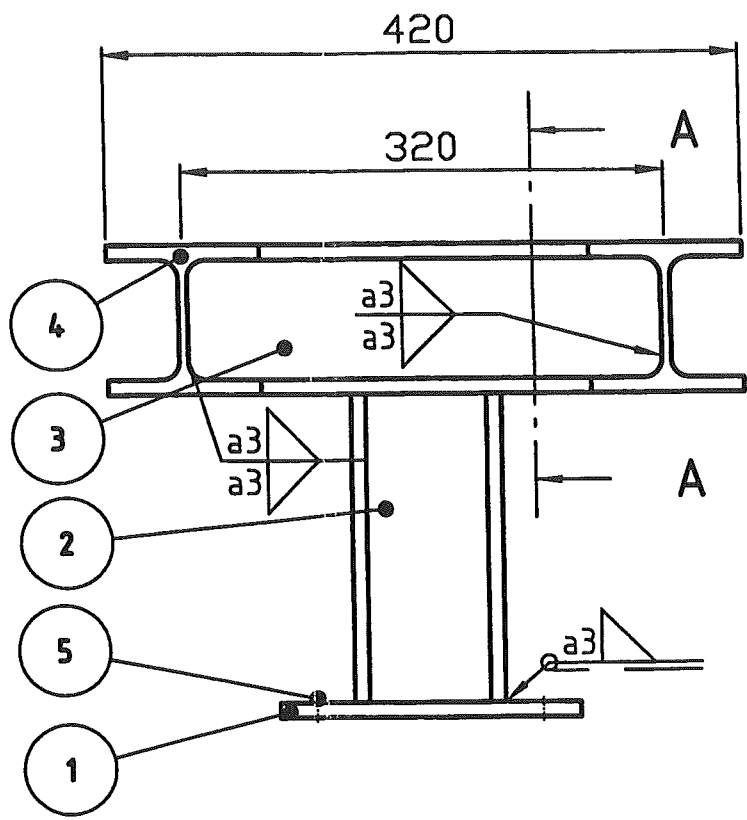
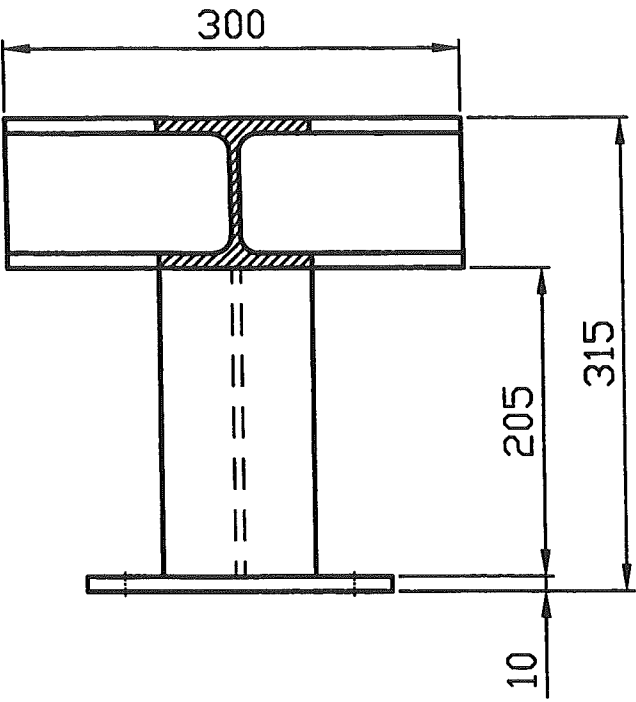
Support	Type	Pos.	Object	DIN EN / Manufacturer		Material	Pcs.	L mm	B mm	H mm	H1 mm	H2 mm	Single Weight kg	Total Weight kg	Surface m2
SU-508	Support	1	Steel plate	DIN EN 10025	K	St37-2	1	200	200	10			3,140	3,140	0,08
SU-508	Support	2	HEB100 profile	DIN 1025	K	St37-2	1	444					9,058	9,058	0,3046
SU-508	Support	3	HEB100 profile	DIN 1025	K	St37-2	1	250					5,100	5,100	0,1715
SU-508	Support	4	Anchor bolt HST-R M12x145/50	HILTI	A	A4-70	4							0,000	

	Date :	Name :	Checked:	History file:	
	11.11.04	WIP/Rad.	-	792.87247	
	Job code: K70101			Scale 1:5	Original format DIN A3
	Reference: ASU Kosice			Sheet: 508	of - Sheets
Replaces: 79_		Title:			Drawing No.:
Replaced by: 79_		SU-508			792.87247
					Rev.

THIS DRAWING IS PROPERTY OF THE COMPANY AND IT MAY NOT BE COPIED OR USED WITHOUT OUR WRITTEN AUTHORIZATION AND IT IS STRICTLY PROHIBITED TO DISCLOSE IT TO ANY THIRD PARTIES.

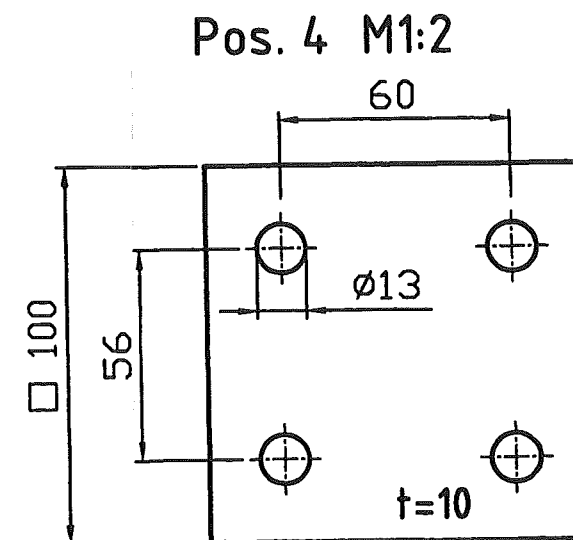
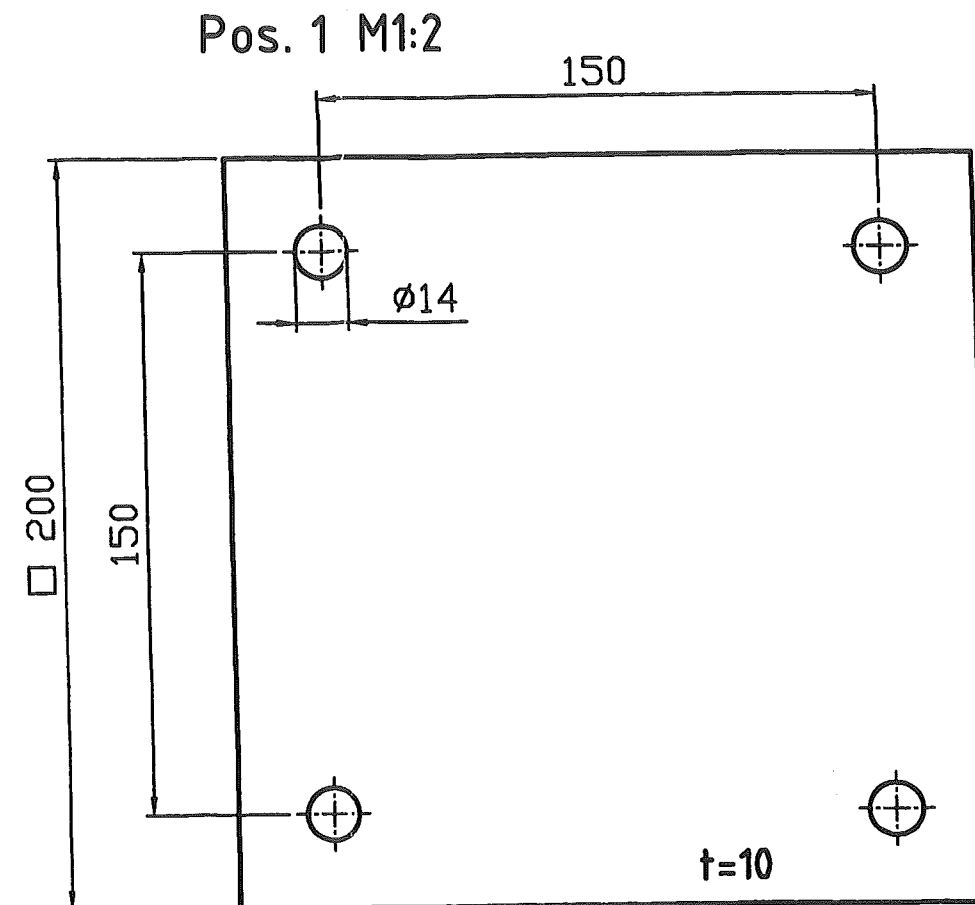
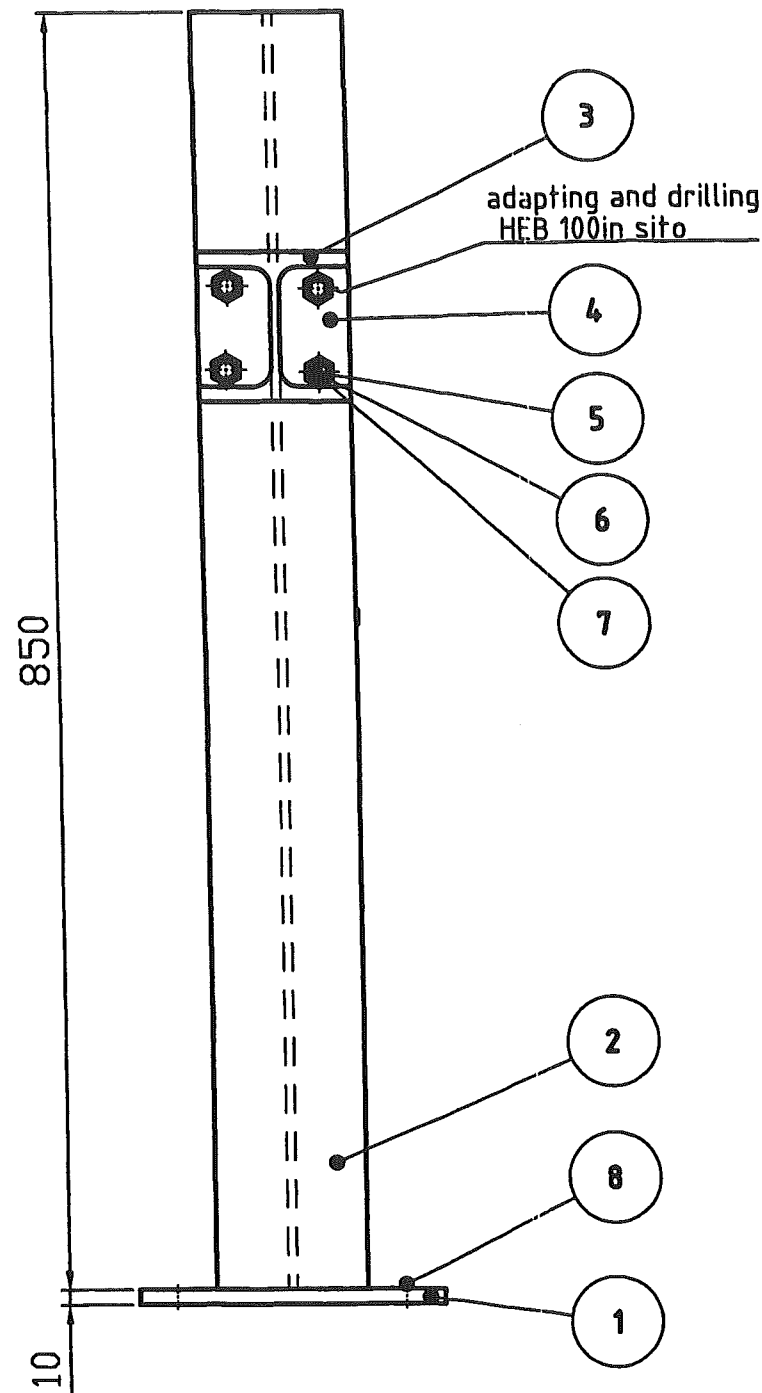
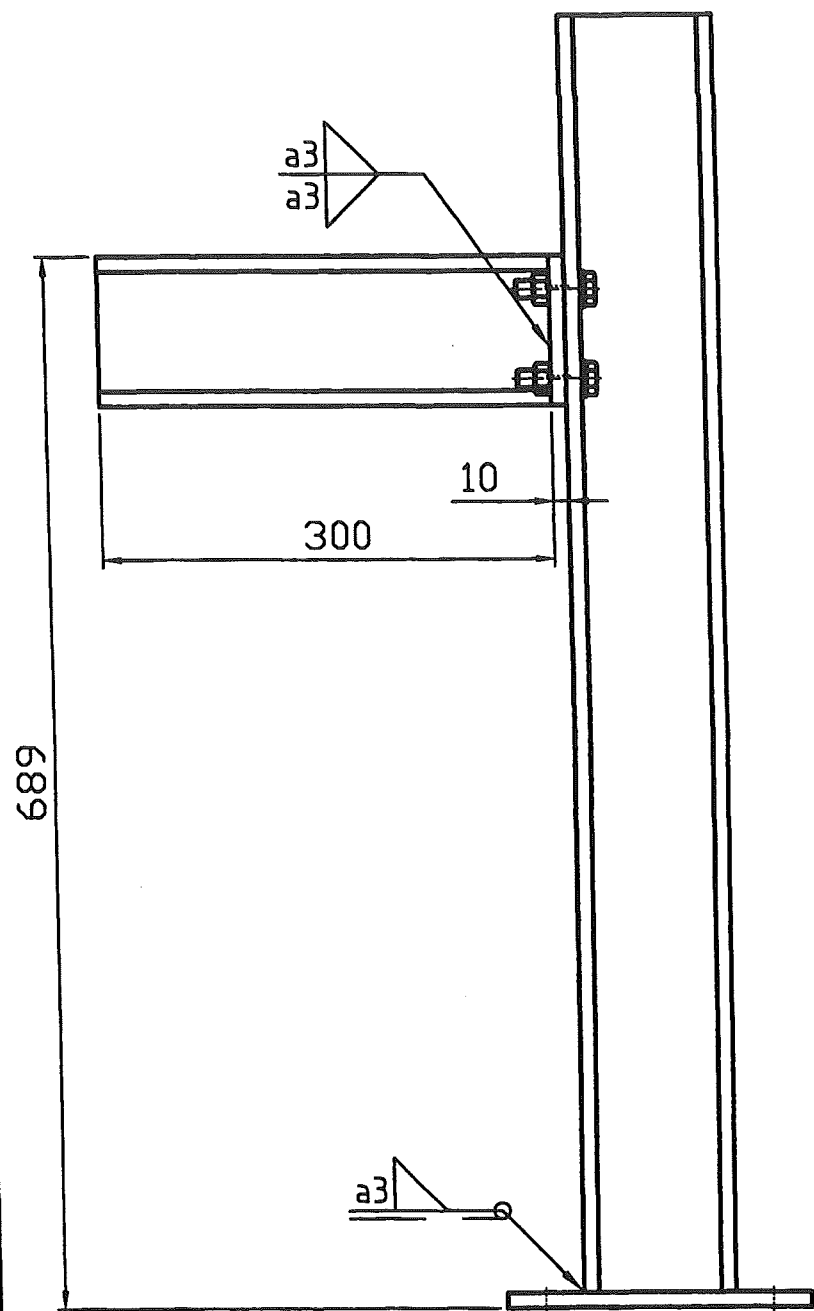
150  
135  
120  
90  
75  
60  
45  
30  
15  
5

A-A



Support	Type	Pos.	Object	DIN EN / Manufacturer		Material	Pcs.	L mm	B mm	H mm	H1 mm	H2 mm	Single Weight kg	Total Weight kg	Surface m2
SU-509	Support	1	Steel plate	DIN EN 10025	K	St37-2	1	200	200	10			3,140	3,140	0,08
SU-509	Support	2	HEB100 profile	DIN 1025	K	St37-2	1	205					4,182	4,182	0,1406
SU-509	Support	3	HEB100 profile	DIN 1025	K	St37-2	1	320					6,528	6,528	0,2195
SU-509	Support	4	HEB100 profile	DIN 1025	K	St37-2	2	300					6,120	12,240	0,4116
SU-509	Support	5	Anchor bolt HST-R M12x145/50	HILTI	A	A4-70	4							0,000	

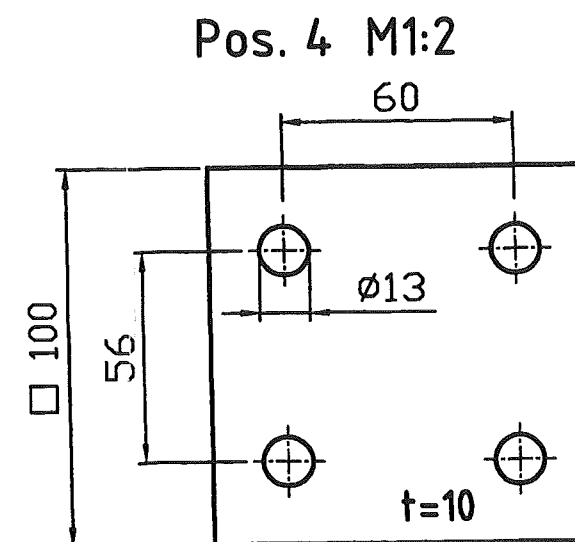
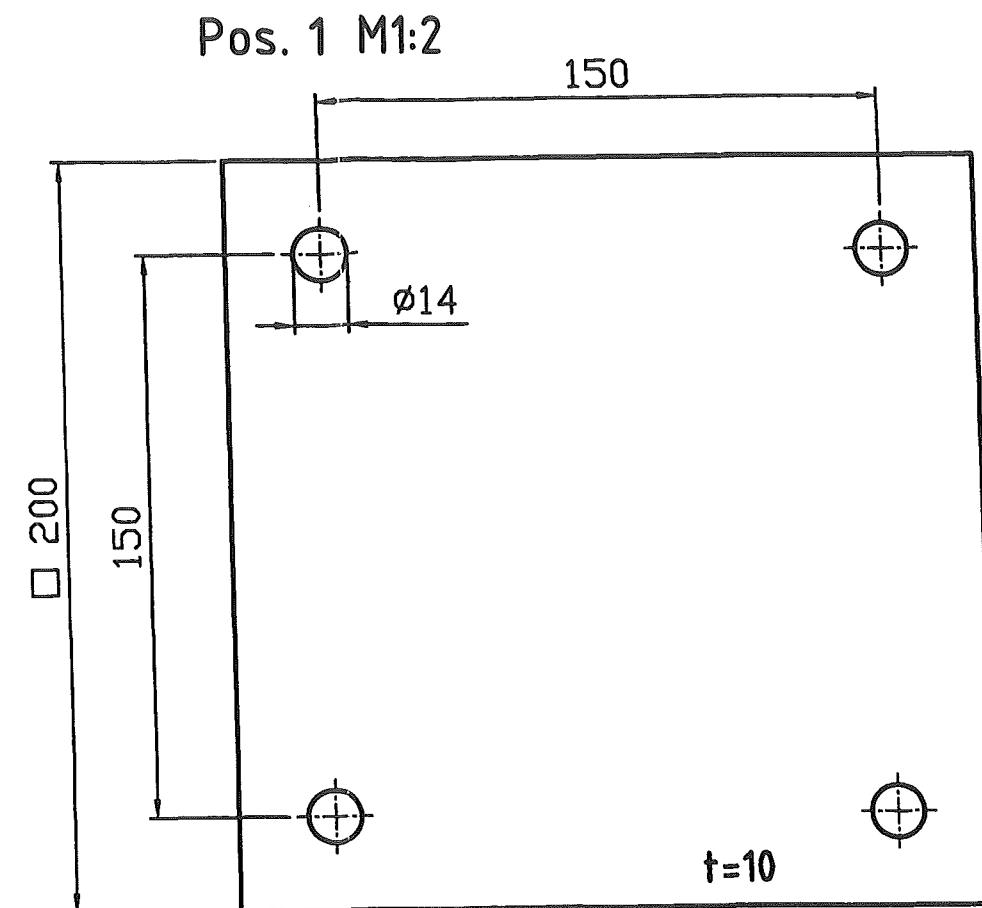
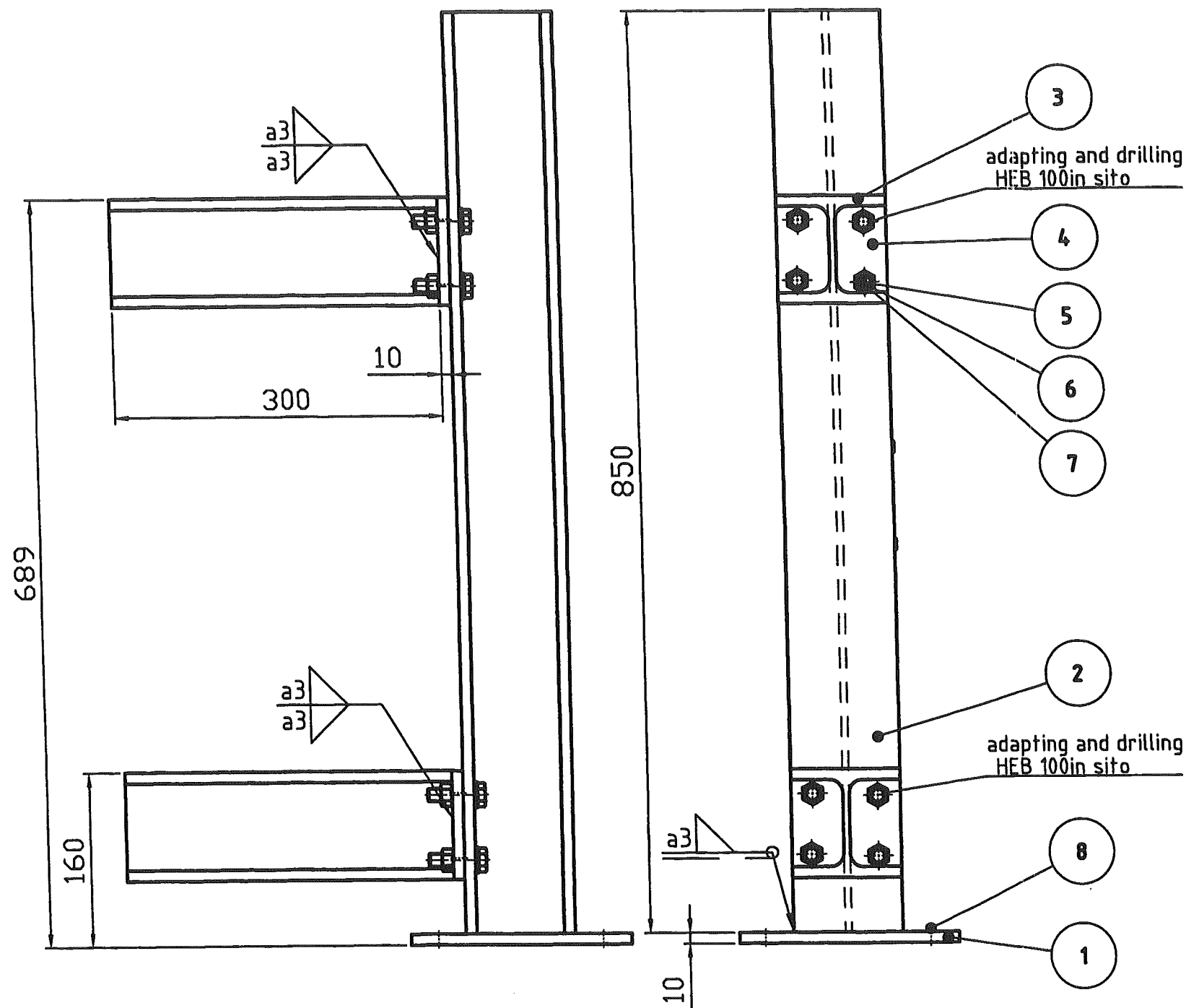
	Date :	Name :	Checked:	History file:	
	11.11.04	WIP/Rad.	—	792.87247	
	Job code: K70101			Scale 1:5	Original format DIN A3
	Reference: ASU Kosice			Sheet: 509	of — Sheets
Replaces: 79_		Title:			Drawing No.:
Replaced by: 79_		SU-509			792.87247
					Rev.



Support	Type	Pos.	Object	DIN EN / Manufacturer		Material	Pcs.	L mm	B mm	H mm	H1 mm	H2 mm	Single Weight kg	Total Weight kg	Surface m2
SU-510	Support	1	Steel plate	DIN EN 10025	K	St37-2	1	200	200	10			3,140	3,140	0,08
SU-510	Support	2	HEB100 profile	DIN 1025	K	St37-2	1	850					17,340	17,340	0,5831
SU-510	Support	3	HEB100 profile	DIN 1025	K	St37-2	1	300					6,120	6,120	0,2058
SU-510	Support	4	Steel plate	DIN EN 10025	K	St37-2	1	100	100	10			0,785	0,785	0,02
SU-510	Support	5	Hexagonal Screw M12x40mm	DIN EN ISO 4014	S	8.8	4	40					0,082	0,328	
SU-510	Support	6	Hexagonal Nut M12	DIN EN ISO 4032	S	8	4						0,031	0,124	
SU-510	Support	7	Washer M12	DIN EN ISO 7090	S	8	8						0,006	0,050	
SU-510	Support	8	Anchor bolt HST-R M12x145/50	HILTI	A	A4-70	4							0,000	

Replaces: 79____ Replaced by: 79_____	Date : 18.11.04	Name : WIP/Rad.	Checked: —	History file: 792.87427	
	Job code: K70101		Scale 1:5	Original format DIN A3	
	Reference: ASU Kosice		Sheet: 510	of — Sheets	
	Title: SU-510		Drawing No.: 792.87427		Rev. —



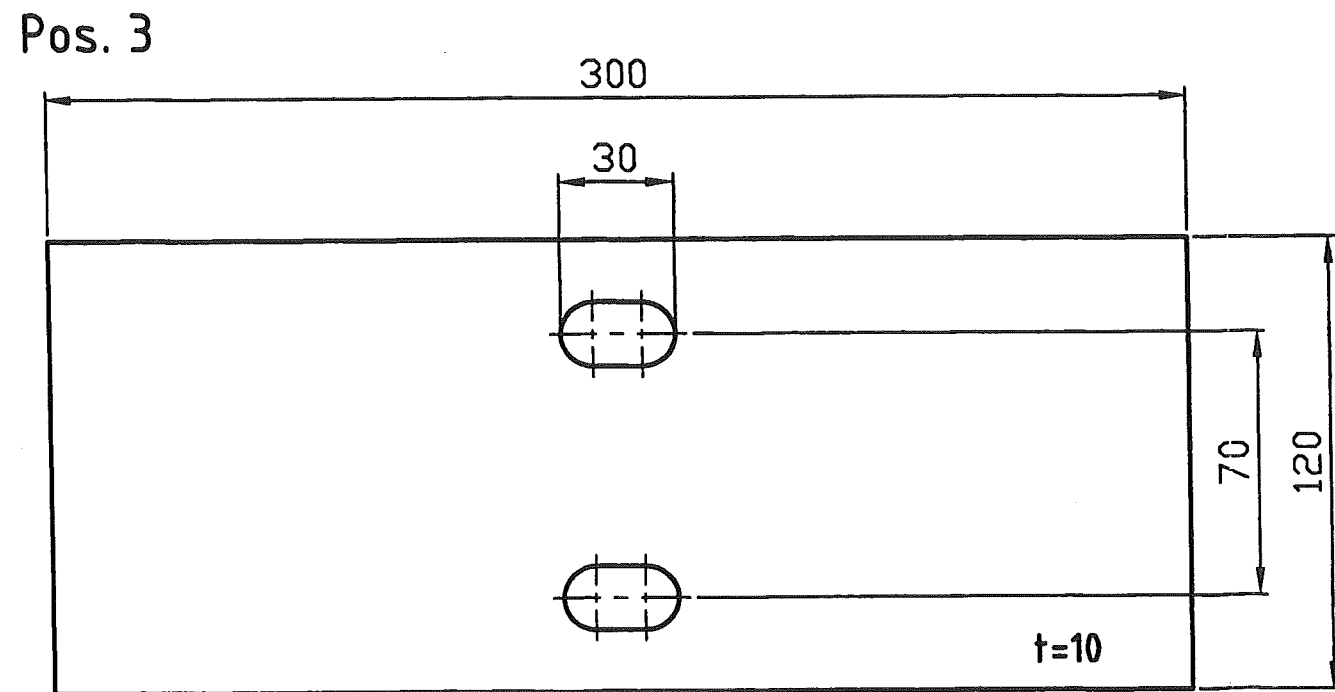
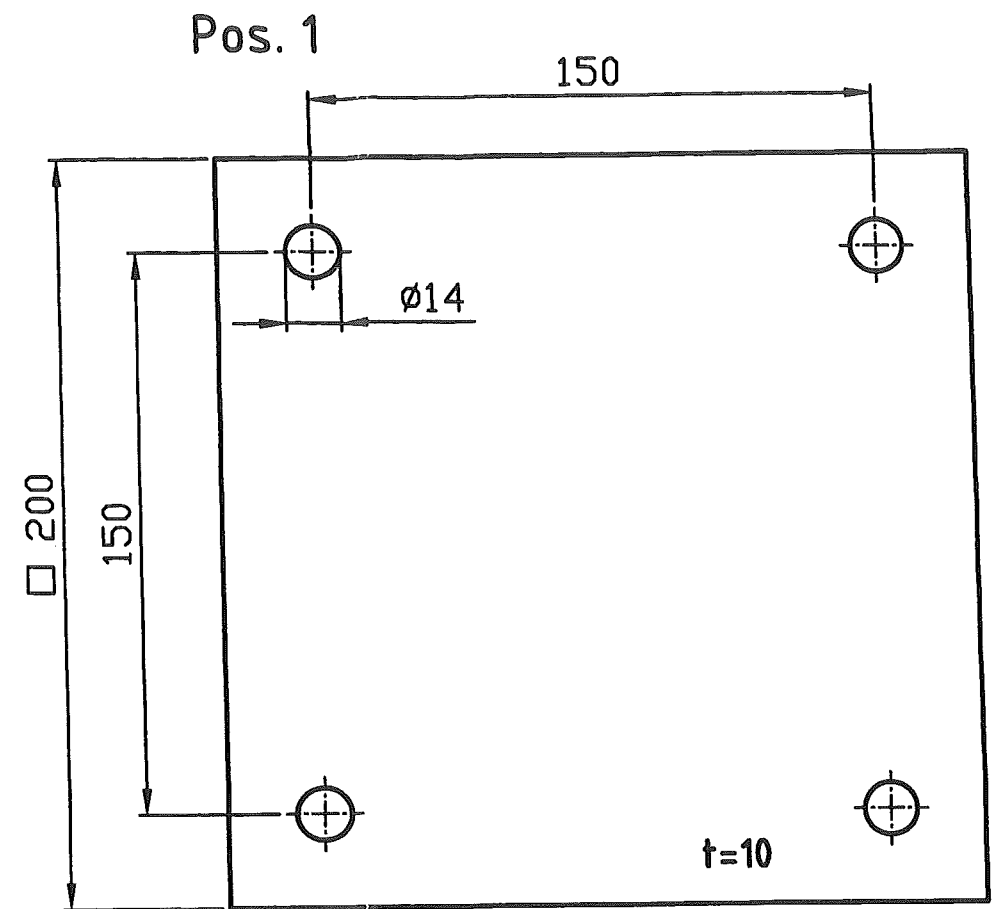
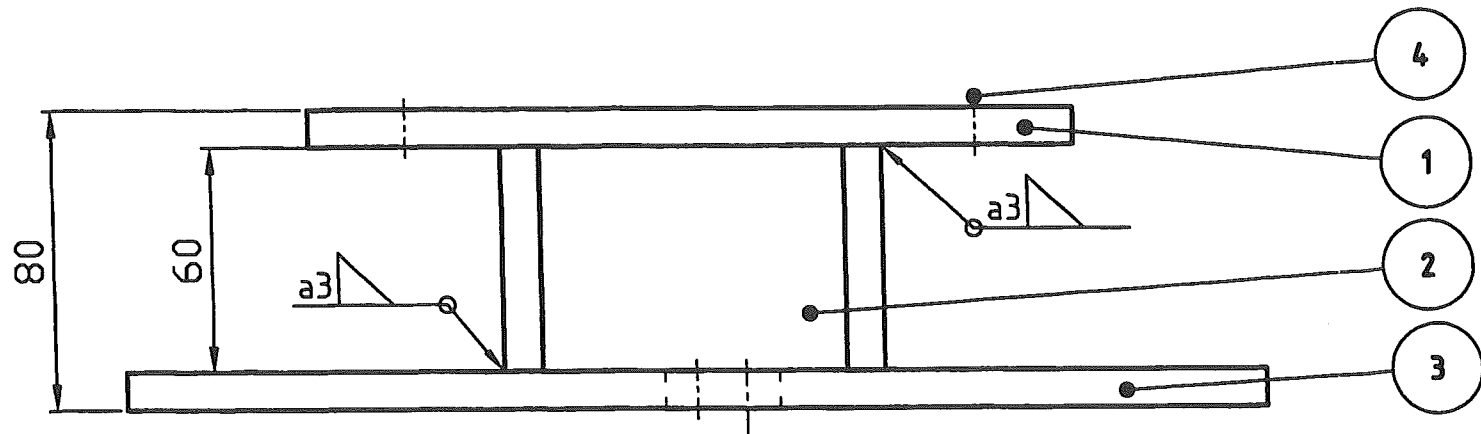


Support	Type	Pos.	Object	DIN EN / Manufacturer	Material	Pcs.	L mm	B mm	H mm	H1 mm	H2 mm	Single Weight kg	Total Weight kg	Surface m2
SU-511	Support	1	Steel plate	DIN EN 10025 K	St37-2	1	200	200	10			3,140	3,140	0,08
SU-511	Support	2	HEB100 profile	DIN 1025 K	St37-2	1	850					17,340	17,340	0,5831
SU-511	Support	3	HEB100 profile	DIN 1025 K	St37-2	2	300					6,120	12,240	0,4116
SU-511	Support	4	Steel plate	DIN EN 10025 K	St37-2	2	100	100	10			0,785	1,570	0,04
SU-511	Support	5	Hexagonal Screw M12x40mm	DIN EN ISO 4014 S	8.8	8	40					0,082	0,656	
SU-511	Support	6	Hexagonal Nut M12	DIN EN ISO 4032 S	8	8						0,031	0,248	
SU-511	Support	7	Washer M12	DIN EN ISO 7090 S	8	16						0,006	0,100	
SU-511	Support	8	Anchor bolt HST-R M12x145/50	HILTI A	A4-70	4							0,000	

Replaces: 79____ Replaced by: 79_____	Date : 23.11.04	Name : WIP/Rad.	Checked: -	History file: 792.87427	
	Job code: K70101		Scale 1:5	Original format DIN A3	
	Reference: ASU Kosice		Sheet: 511	of - Sheets	
Title: SU-511		Drawing No.: 792.87427		Rev. ____	

This drawing is protected by copyright. It may not be copied or used without our written authorization and it is strictly prohibited to disclose it to any third parties.

150  
135  
120  
90  
75  
60  
45  
30  
15  
5

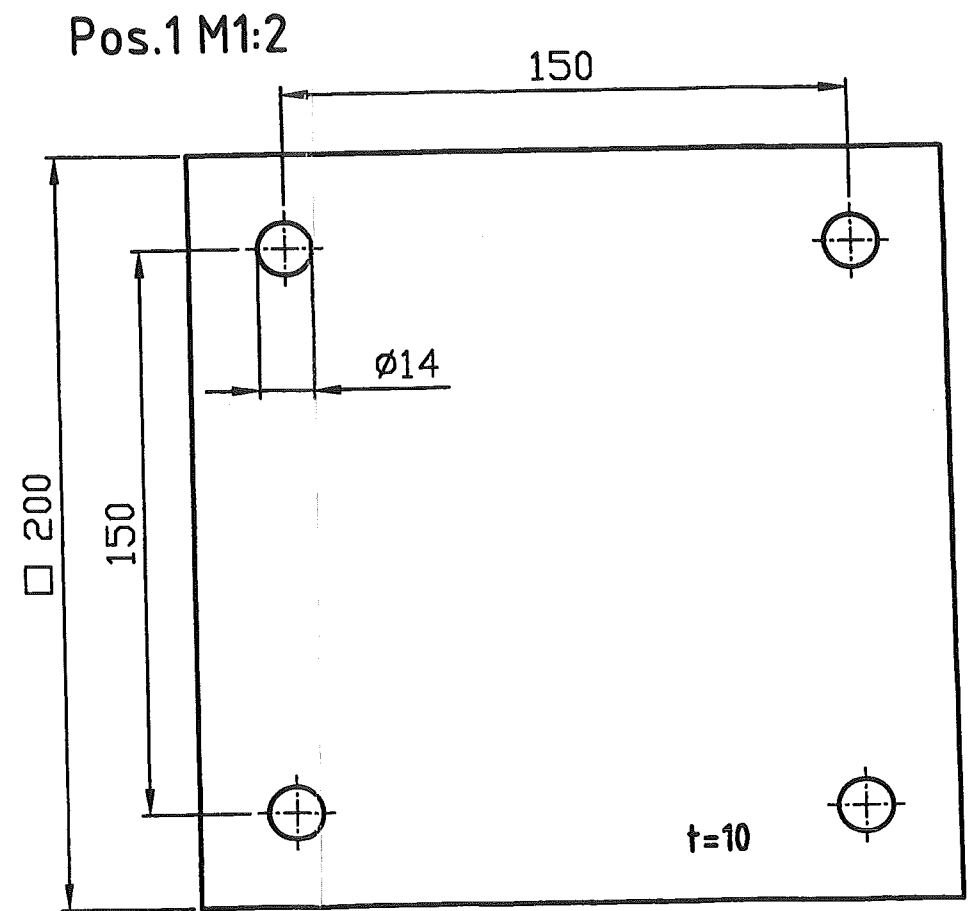
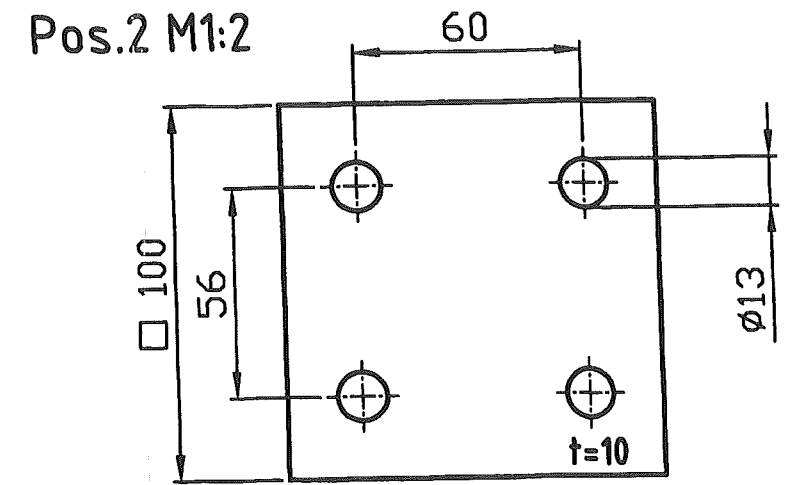
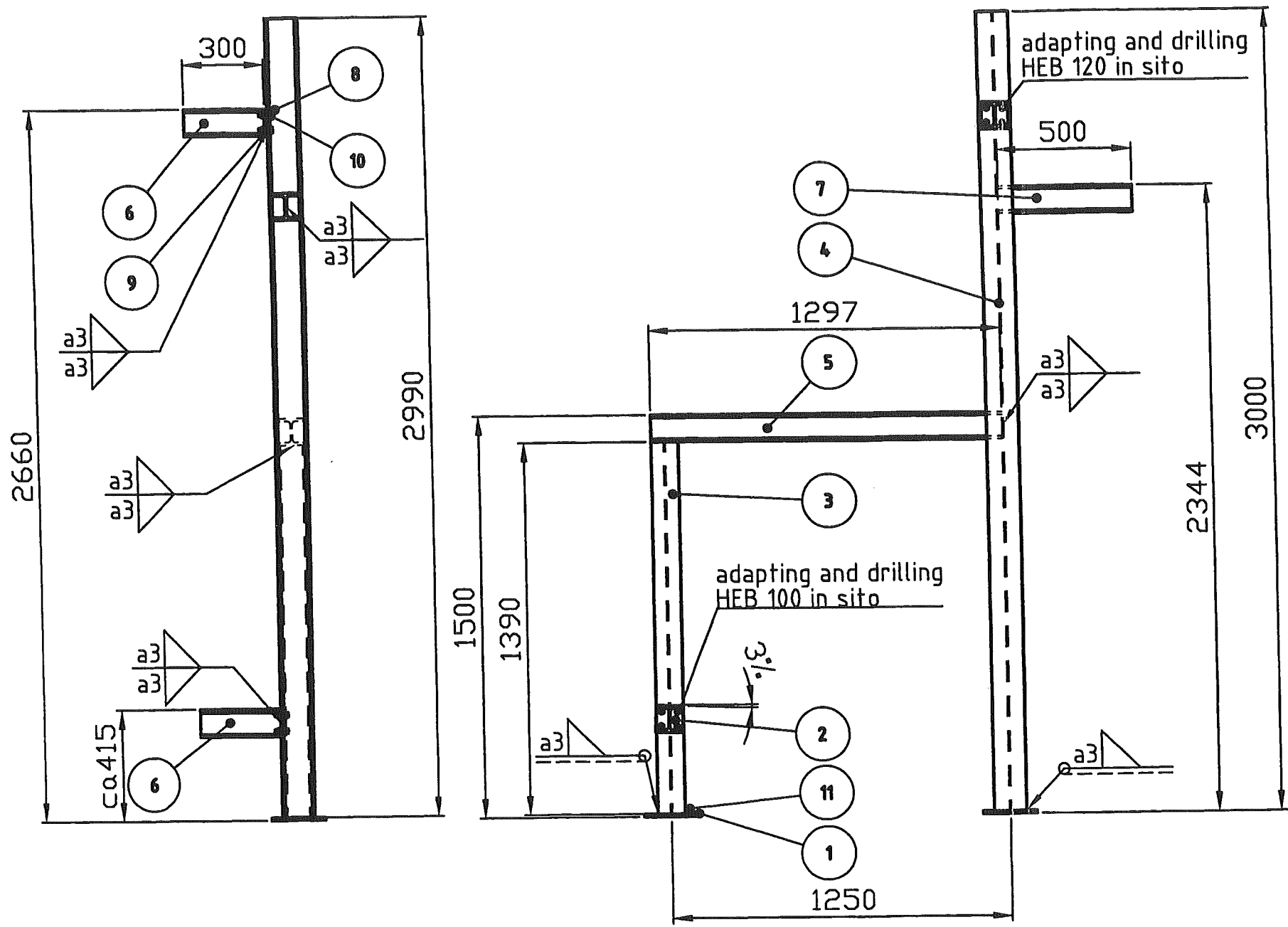


Support	Type	Pos.	Object	DIN EN / Manufacturer		Material	Pcs.	L mm	B mm	H mm	H1 mm	H2 mm	Single Weight kg	Total Weight kg	Surface m2
SU-501	Support	1	Steel plate	DIN EN 10025	K	St37-2	1	200	200	10			3,140	3,140	0,08
SU-501	Support	2	HEB100 profile	DIN 1025	K	St37-2	1	411					8,384	8,384	0,2819
SU-501	Support	3	Steel plate	DIN EN 10025	K	St37-2	1	120	120	10			1,130	1,130	0,0288
SU-501	Support	4	Anchor bolt HST-R M12x145/50	HILTI	A	A4-70	4							0,000	

	Date :	Name :	Checked:	History file:	
	19.11.04	WIP/Rad.	—	792.87247	
	Job code: K70101 Reference: ASU Kosice			Scale 1:2	Original format DIN A3
				Sheet: 512	of — Sheets
Replaces: 79___ Replaced by: 79_-----	Title: SU—512			Drawing No.: 792.87247	Rev. ___

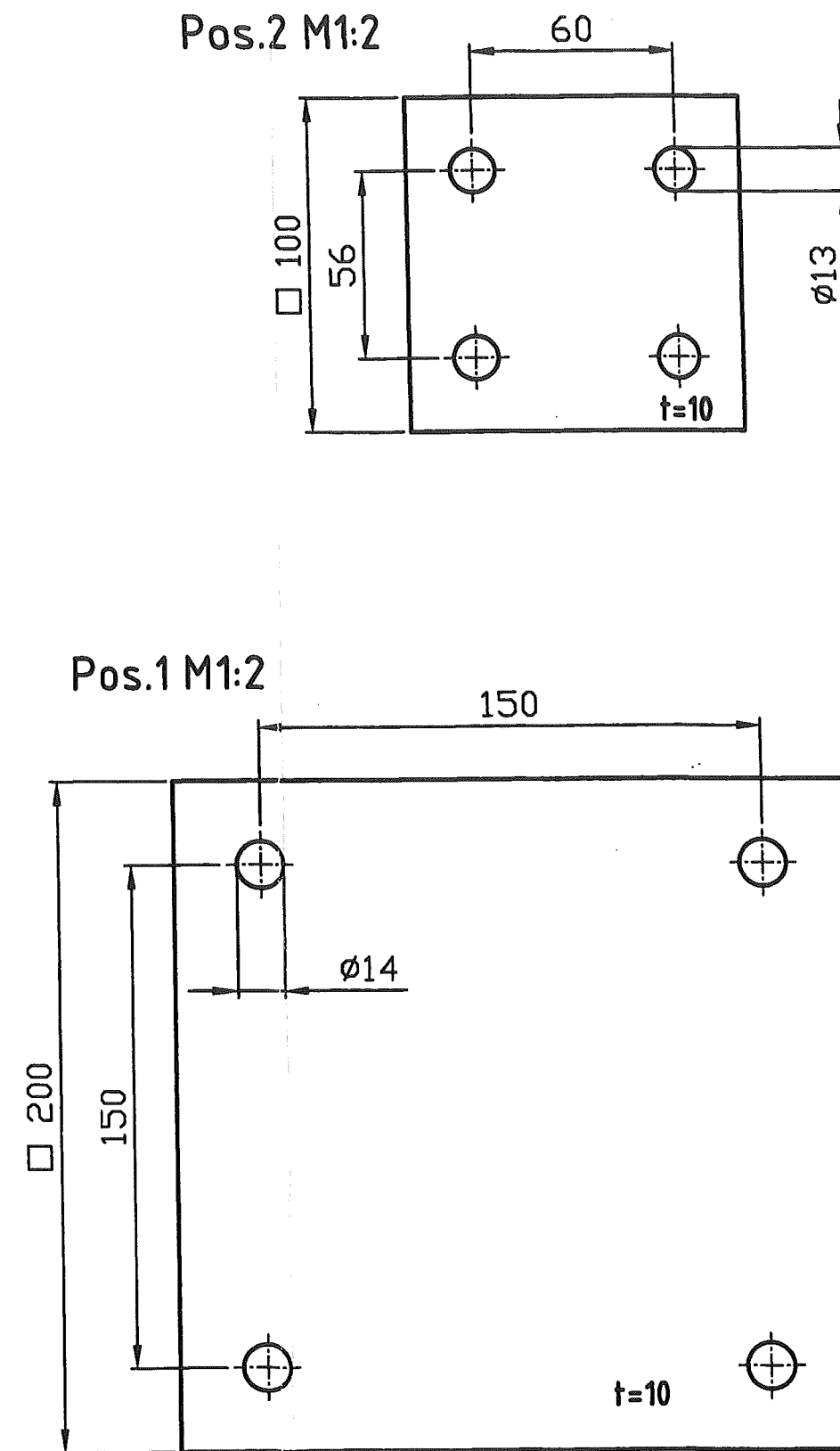
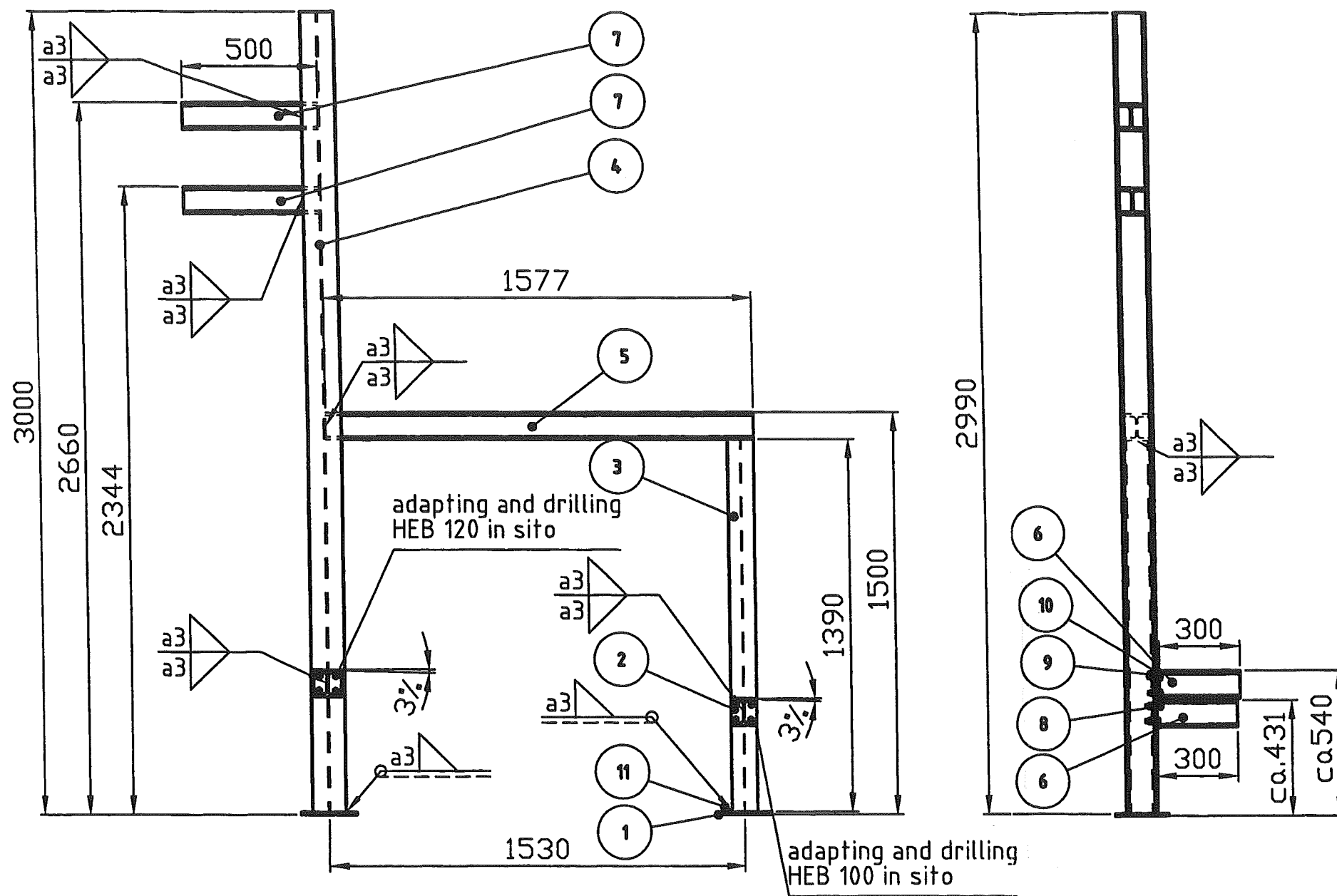
This drawing is protected by copyright. It may not be copied or used without our written authorization and it is strictly prohibited to disclose it to any third parties.

150  
135  
120  
90  
75  
60  
45  
30  
15  
5



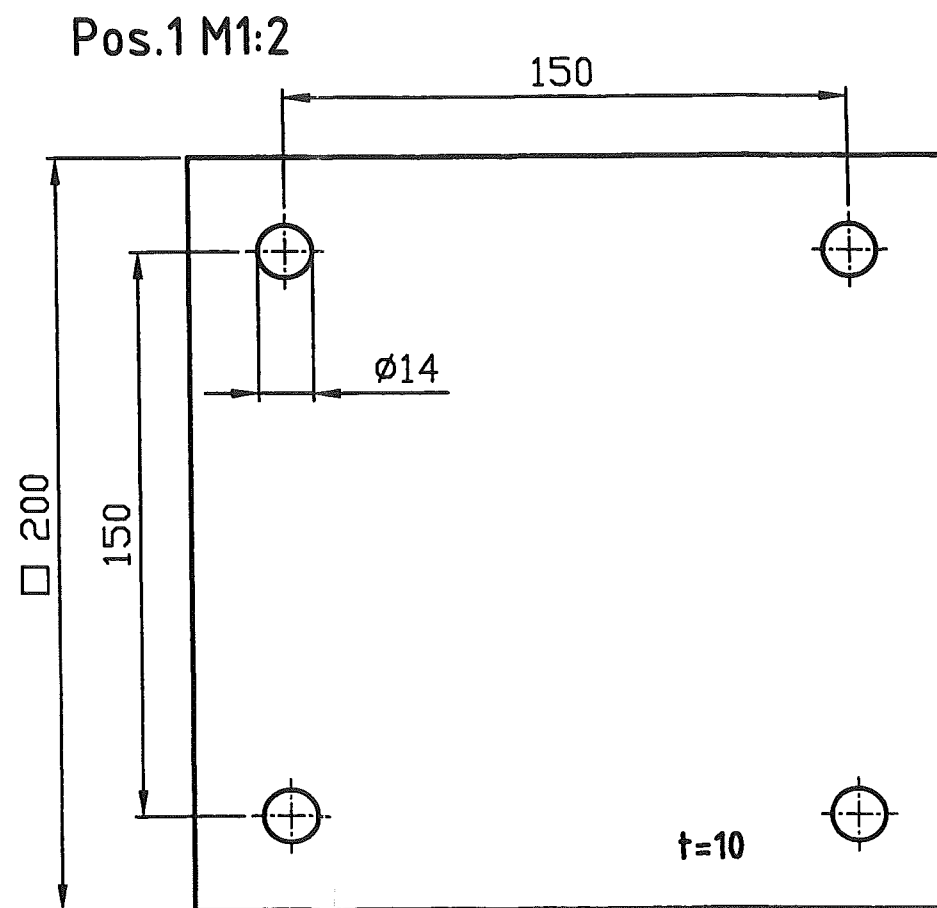
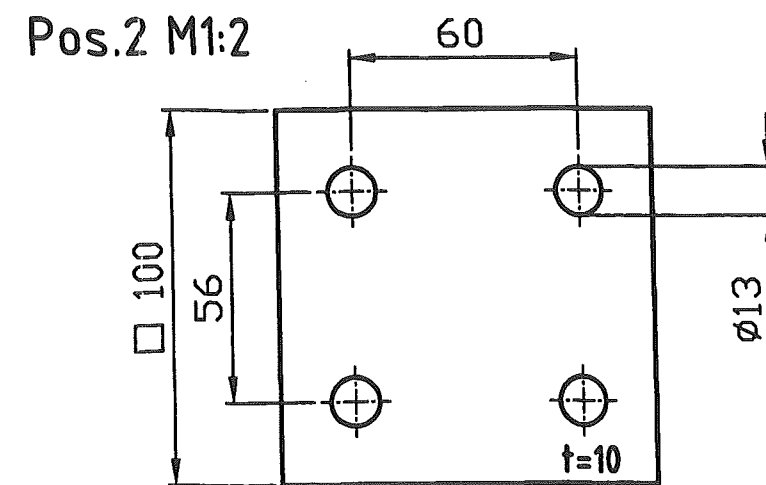
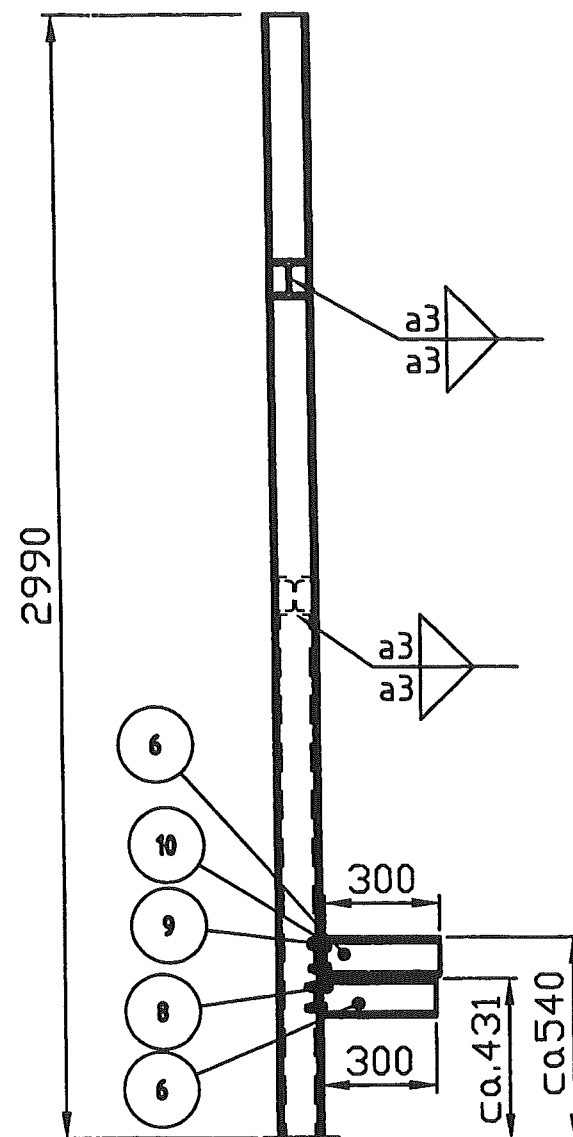
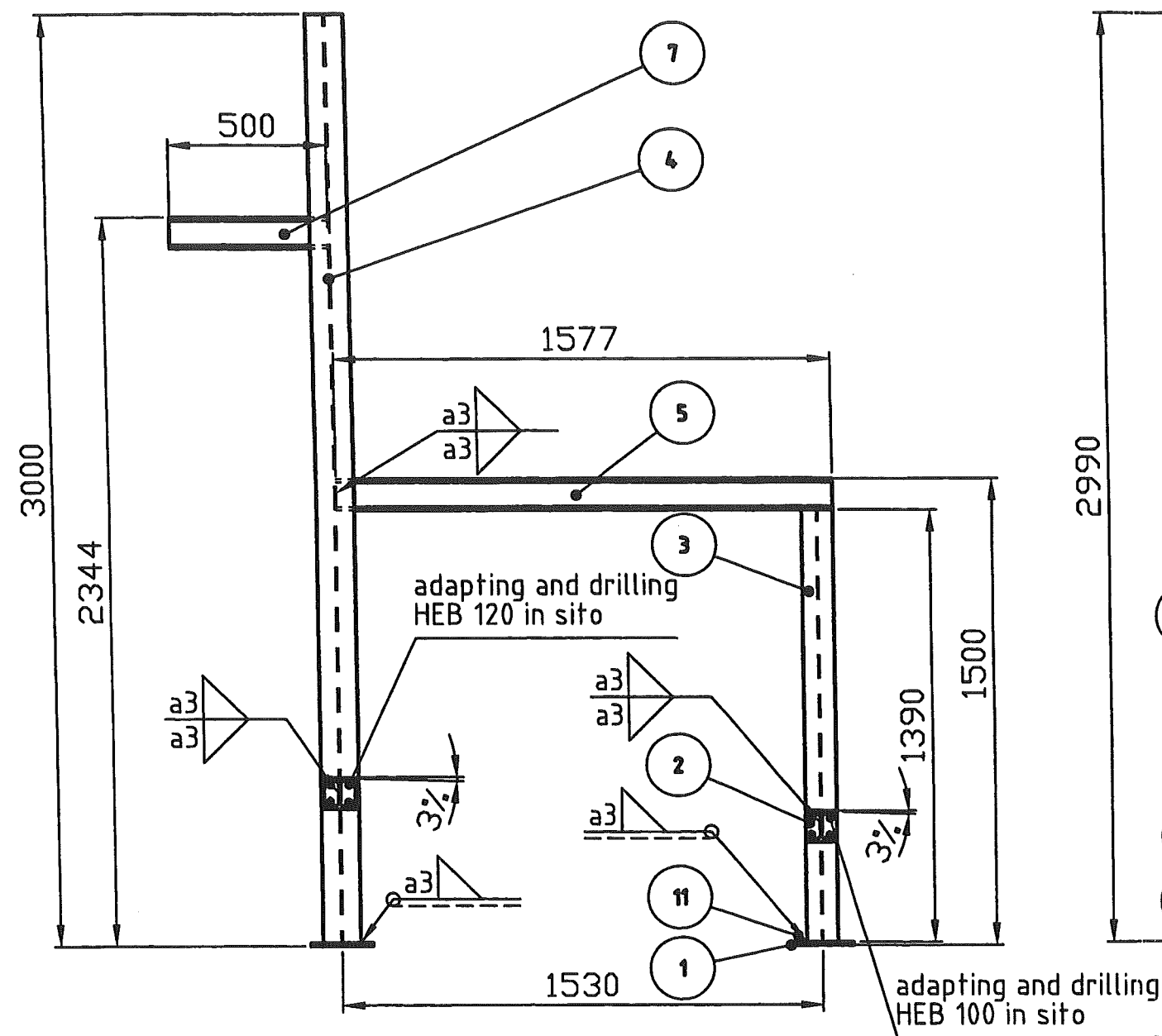
Support	Type	Pos.	Object	DIN EN / Manufacturer	Material	Pcs.	L mm	B mm	H mm	H1 mm	H2 mm	Single Weight kg	Total Weight kg	Surface m2
SU-513	Support	1	Steel plate	DIN EN 10025	K St37-2	2	200	200	10			3,140	6,280	0,16
SU-513	Support	2	Steel plate	DIN EN 10025	K St37-2	2	100	100	10			0,785	1,570	0,04
SU-513	Support	3	HEB100 profile	DIN 1025	K St37-2	1	1390					28,356	28,356	0,9535
SU-513	Support	4	HEB120 profile	DIN 1025	K St37-2	1	2990					79,833	79,833	2,0511
SU-513	Support	5	HEB100 profile	DIN 1025	K St37-2	1	1300					26,520	26,520	0,8918
SU-513	Support	6	HEB100 profile	DIN 1025	K St37-2	2	300					6,120	12,240	0,4116
SU-513	Support	7	HEB100 profile	DIN 1025	K St37-2	1	500					10,200	10,200	0,343
SU-513	Support	8	Hexagonal Screw M12x40mm	DIN EN ISO 4014	S 8.8	8	40					0,082	0,656	
SU-513	Support	9	Hexagonal Nut M12	DIN EN ISO 4032	S 8	8						0,031	0,248	
SU-513	Support	10	Washer M12	DIN EN ISO 7090	S 8	16						0,008	0,100	
SU-513	Support	11	Anchor bolt HST-R M12x145/50	HILTI	A A4-70	8							0,000	

Replaces: 79____ Replaced by: 79_____	Date : 19.11.04	Name : WIP/Rad.	Checked: -	History file: 792.87247
	Job code: K70101		Scale 1:20	Original format DIN A3
	Reference: ASU Kosice		Sheet: 513	of - Sheets
Title: SU-513		Drawing No.: 792.87247		Rev. _____



Support	Type	Pos.	Object	DIN EN / Manufacturer		Material	Pcs.	L mm	B mm	H mm	H1 mm	H2 mm	Single Weight kg	Total Weight kg	Surface m2
SU-514	Support	1	Steel plate	DIN EN 10025	K	St37-2	2	200	200	10			3,140	6,280	0,16
SU-514	Support	2	Steel plate	DIN EN 10025	K	St37-2	2	100	100	10			0,785	1,570	0,04
SU-514	Support	3	HEB100 profile	DIN 1025	K	St37-2	1	1390					28,356	28,356	0,9535
SU-514	Support	4	HEB120 profile	DIN 1025	K	St37-2	1	2990					79,833	79,833	2,0511
SU-514	Support	5	HEB100 profile	DIN 1025	K	St37-2	1	1580					32,232	32,232	1,0839
SU-514	Support	6	HEB100 profile	DIN 1025	K	St37-2	2	300					6,120	12,240	0,4116
SU-514	Support	7	HEB100 profile	DIN 1025	K	St37-2	2	500					10,200	20,400	0,686
SU-514	Support	8	Hexagonal Screw M12x40mm	DIN EN ISO 4014	S	8.8	8	40					0,082	0,656	
SU-514	Support	9	Hexagonal Nut M12	DIN EN ISO 4032	S	8	8						0,031	0,248	
SU-514	Support	10	Washer M12	DIN EN ISO 7090	S	8	16						0,006	0,100	
SU-514	Support	11	Anchor bolt HST-R M12x145/50	HILTI	A	A4-70	8							0,000	

	Date :	Name :	Checked:	History file:	
	19.11.04	WIP/Rad.	—	792.87247	
	Job code: K70101 Reference: ASU Kosice			Scale 1:20	Original format DIN A3
				Sheet: 514	of — Sheets
Replaces: 79__	Title: SU—514			Drawing No.:	Rev.
Replaced by: 79__				792.87247	—

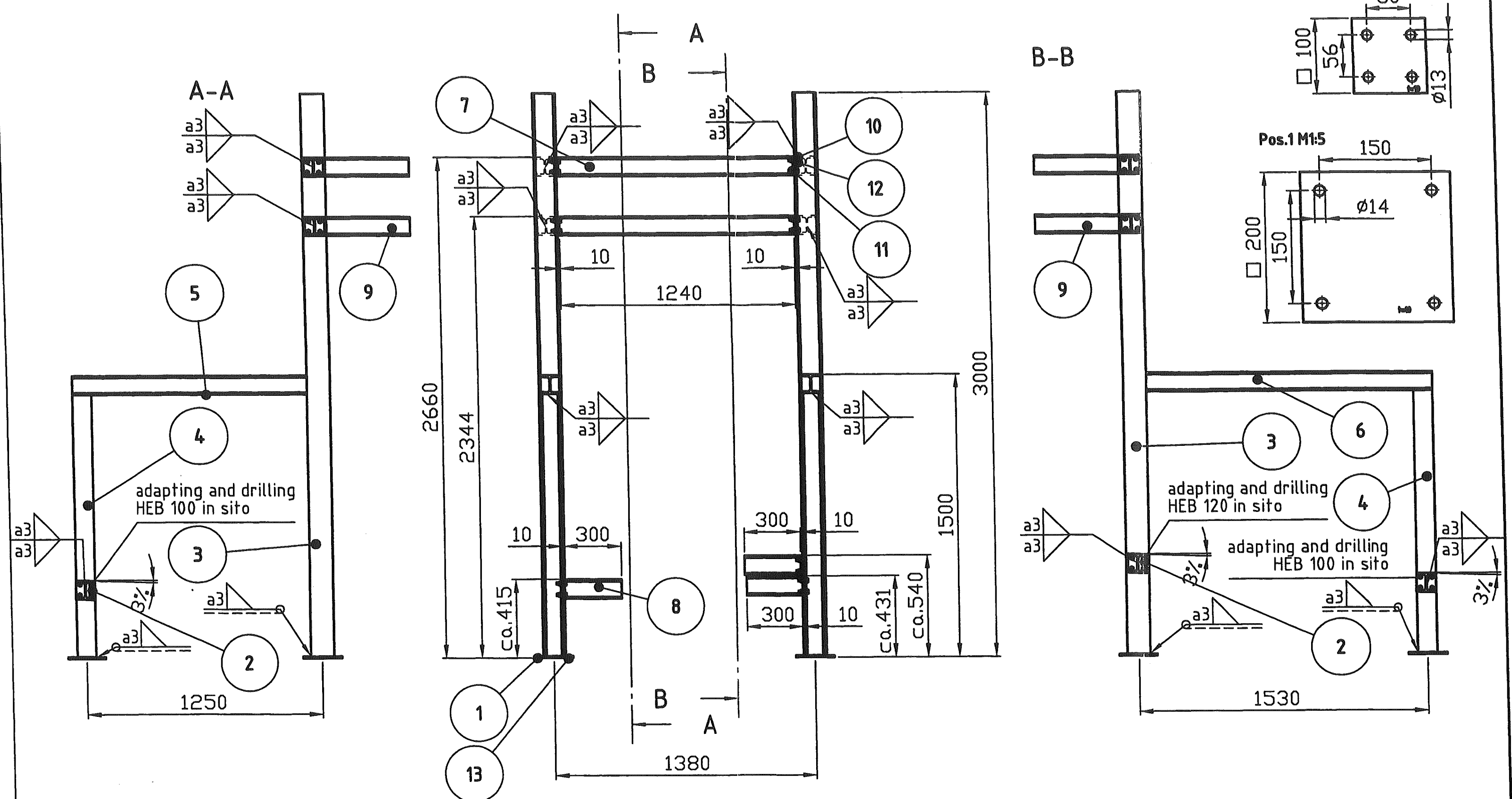


Support	Type	Pos.	Object	DIN EN / Manufacturer		Material	Pcs.	L mm	B mm	H mm	H1 mm	H2 mm	Single Weight kg	Total Weight kg	Surface m2
SU-515	Support	1	Steel plate	DIN EN 10025	K	St37-2	2	200	200	10			3,140	6,280	0,16
SU-515	Support	2	Steel plate	DIN EN 10025	K	St37-2	2	100	100	10			0,785	1,570	0,04
SU-515	Support	3	HEB100 profile	DIN 1025	K	St37-2	1	1390					28,356	28,356	0,9535
SU-515	Support	4	HEB120 profile	DIN 1025	K	St37-2	1	2990					79,833	79,833	2,0511
SU-515	Support	5	HEB100 profile	DIN 1025	K	St37-2	1	1580					32,232	32,232	1,0839
SU-515	Support	6	HEB100 profile	DIN 1025	K	St37-2	2	300					6,120	12,240	0,4116
SU-515	Support	7	HEB100 profile	DIN 1025	K	St37-2	1	500					10,200	10,200	0,343
SU-515	Support	8	Hexagonal Screw M12x40mm	DIN EN ISO 4014	S	8.8	8	40					0,082	0,656	
SU-515	Support	9	Hexagonal Nut M12	DIN EN ISO 4032	S	8	8						0,031	0,248	
SU-515	Support	10	Washer M12	DIN EN ISO 7090	S	8	16						0,006	0,100	
SU-515	Support	11	Anchor bolt HST-R M12x145/50	HILTI	A	A4-70	8							0,000	

Replaces: 79____ Replaced by: 79_____	Date : 19.11.04	Name : WIP/Rad.	Checked: -	History file: 792.87247	
	Job code: K70101 Reference: ASU Kosice		Scale 1:20	Original format DIN A3	
	Title: SU-515		Sheet: 515 Drawing No.: 792.87247	of - Rev.	Sheets

This drawing is protected by copyright. It may not be copied or used without our written authorization and it is strictly prohibited to disclose it to any third parties.

150  
135  
120  
90  
75  
60  
45  
30  
15  
5

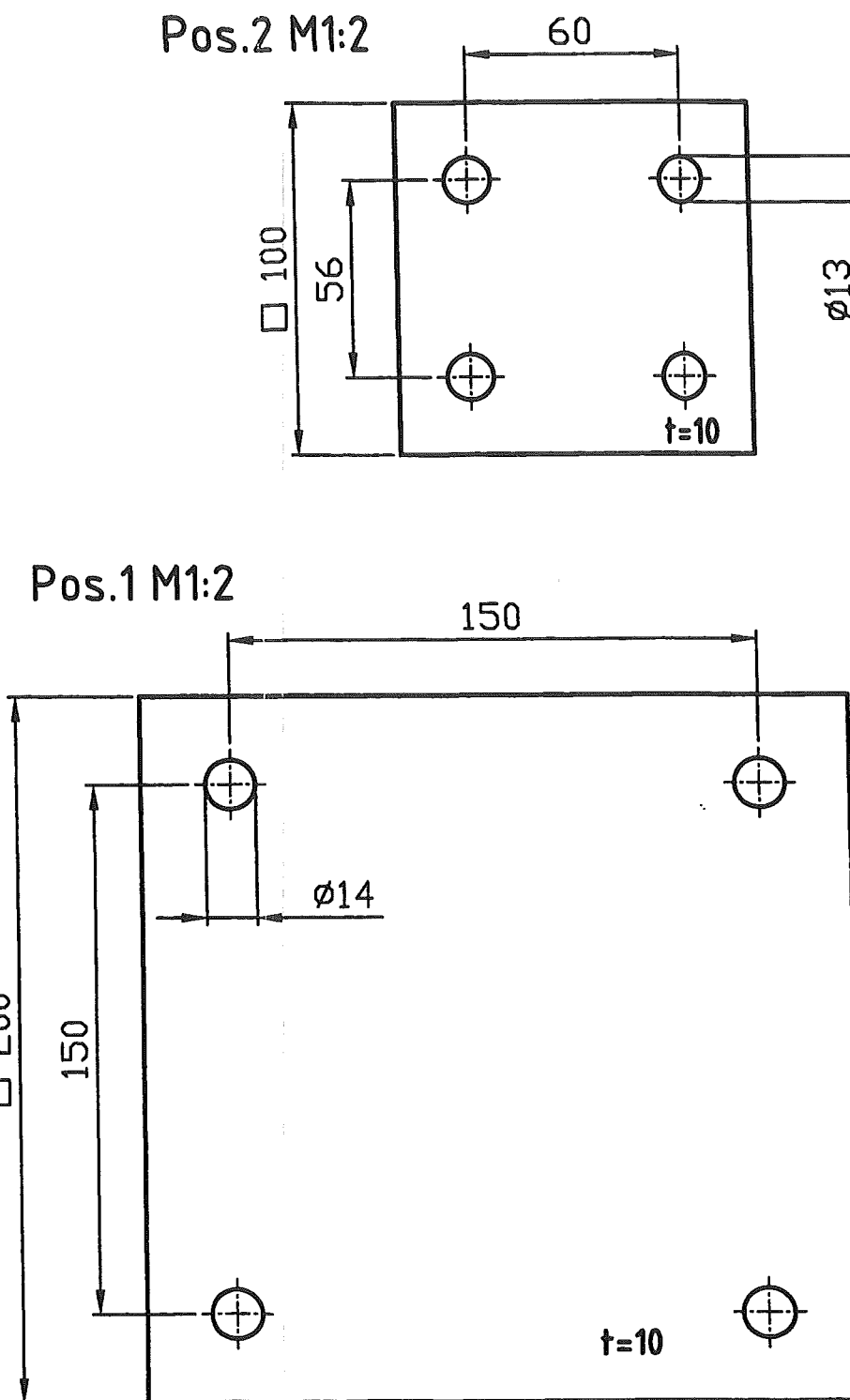
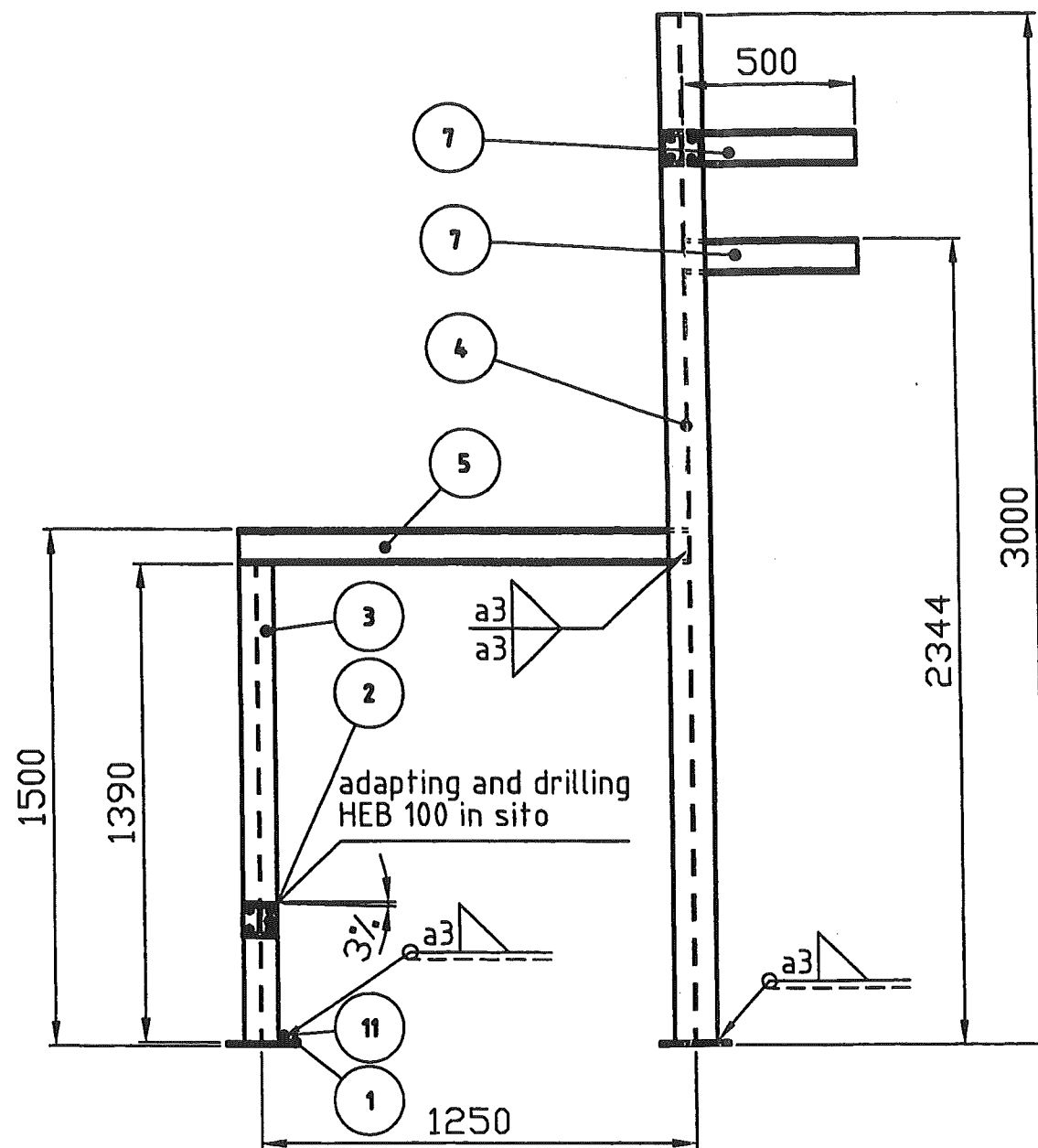
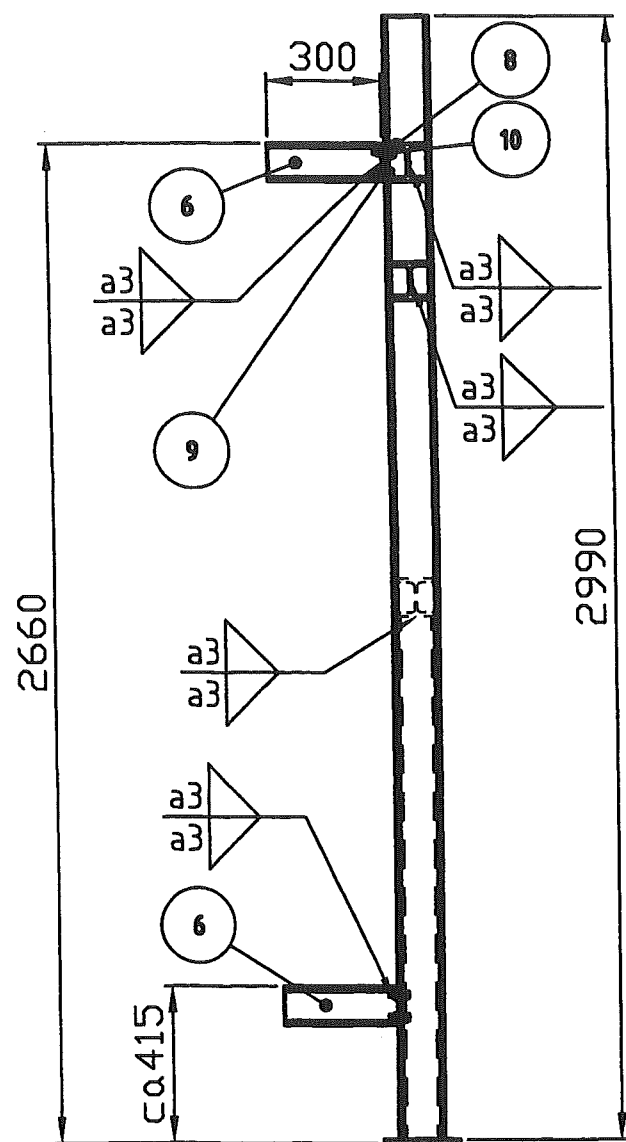


Support	Type	Pos.	Object	DIN EN / Manufacturer		Material	Pcs.	L mm	B mm	H mm	H1 mm	H2 mm	Single Weight kg	Total Weight kg	Surface m2
SU-516	Support	1	Steel plate	DIN EN 10025	K	St37-2	4	200	200	10			3,140	12,560	0,32
SU-516	Support	2	Steel plate	DIN EN 10025	K	St37-2	7	100	100	10			0,785	5,495	0,14
SU-516	Support	3	HEB120 profile	DIN 1025	K	St37-2	2	2990					60,996	121,992	4,1023
SU-516	Support	4	HEB100 profile	DIN 1025	K	St37-2	2	1390					37,113	74,226	1,9071
SU-516	Support	5	HEB100 profile	DIN 1025	K	St37-2	1	1300					26,520	26,520	0,8918
SU-516	Support	6	HEB100 profile	DIN 1025	K	St37-2	1	1580					32,232	32,232	1,0839
SU-516	Support	7	HEB100 profile	DIN 1025	K	St37-2	2	1240					25,296	50,592	1,7013
SU-516	Support	8	HEB100 profile	DIN 1025	K	St37-2	3	300					6,120	18,360	0,6174
SU-516	Support	9	HEB100 profile	DIN 1025	K	St37-2	4	500					10,200	40,800	1,372
SU-516	Support	10	Hexagonal Screw M12x40mm	DIN EN ISO 4014	S	8.8	28	40					0,082	2,296	
SU-516	Support	11	Hexagonal Nut M12	DIN EN ISO 4032	S	8	28						0,031	0,868	
SU-516	Support	12	Washer M12	DIN EN ISO 7090	S	8	56						0,008	0,351	
SU-516	Support	13	Anchor bolt HST-R M12x145/50	HILTI	A	A4-70	16							0,000	

Replaces: 79____ Replaced by: 79_____	Date : 19.11.04	Name : WIP/Rad.	Checked: -	History file: 792.87247	
	Job code: K70101 Reference: ASU Kosice		Scale 1:20	Original format DIN A3	
	Title: SU-516		Sheet: 516 792.87247	of - Sheets Rev. _____	

THIS DRAWING IS PROTECTED BY PATENT RIGHTS. IT MAY NOT BE COPIED OR USED WITHOUT OUR WRITTEN AUTHORIZATION AND IT IS STRICTLY PROHIBITED TO DISCLOSE IT TO ANY THIRD PARTIES.

150  
135  
120  
90  
75  
60  
45  
30  
15  
5

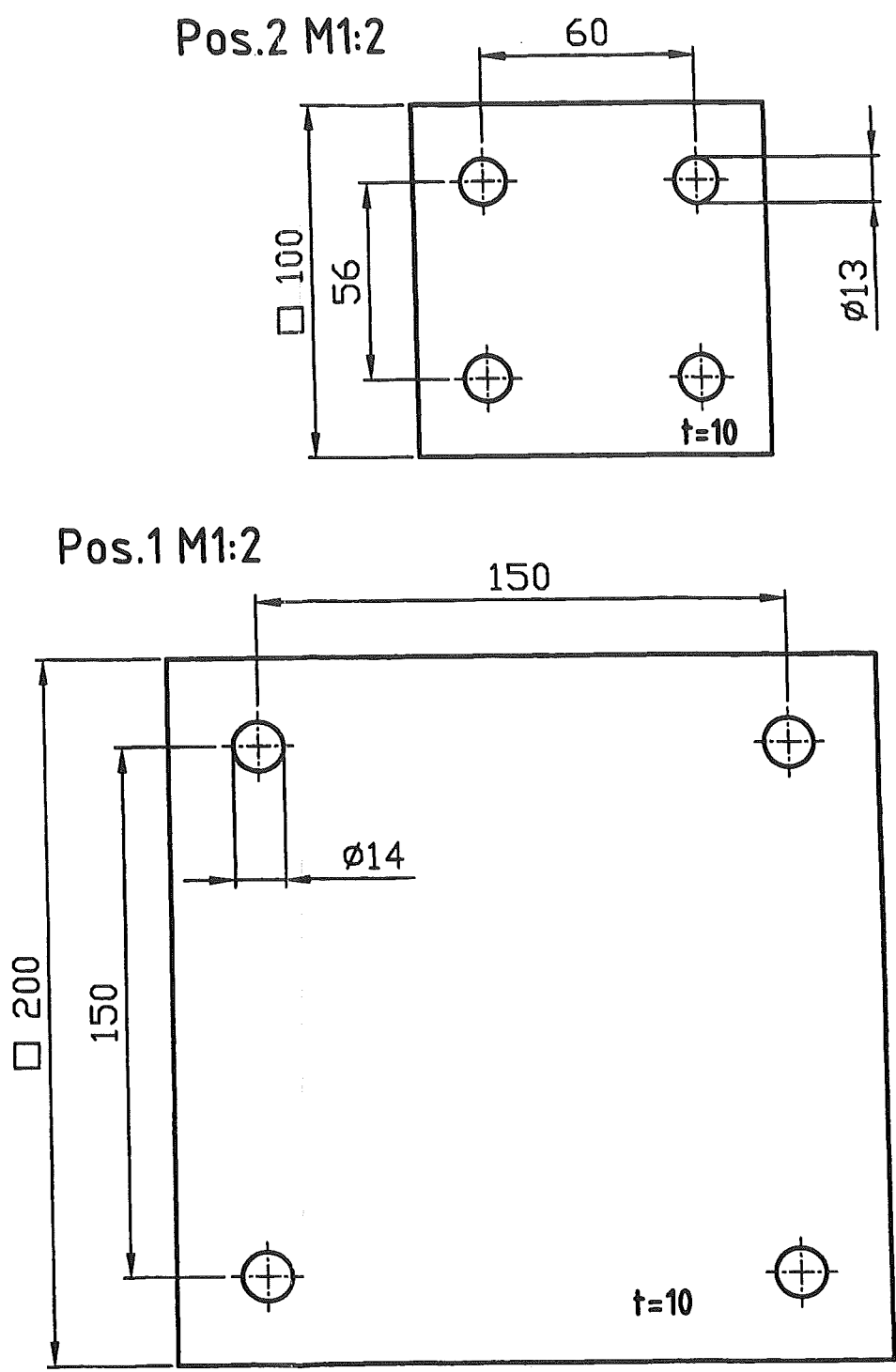
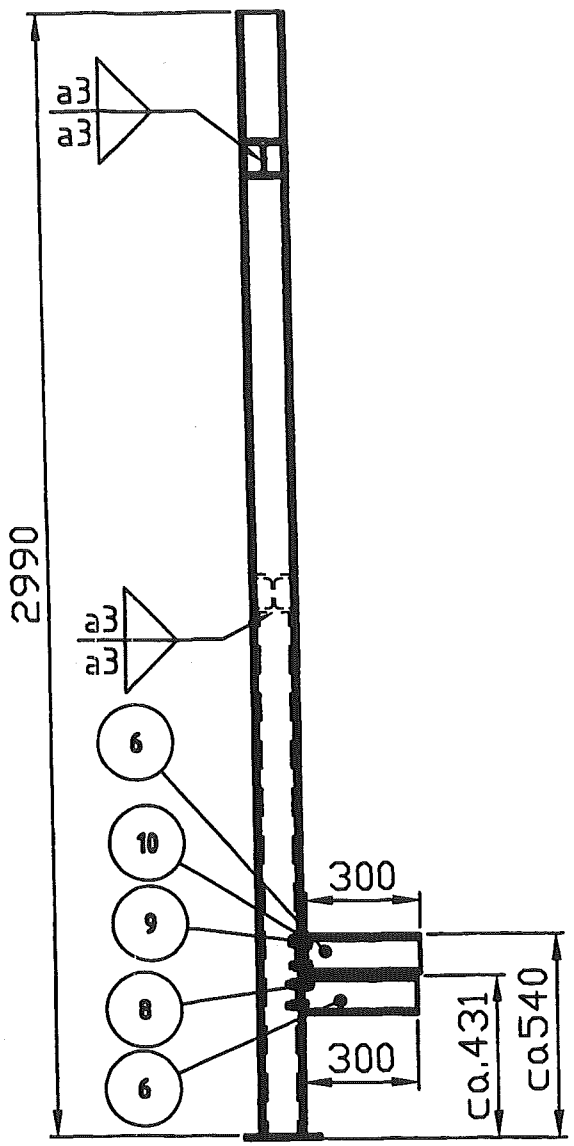
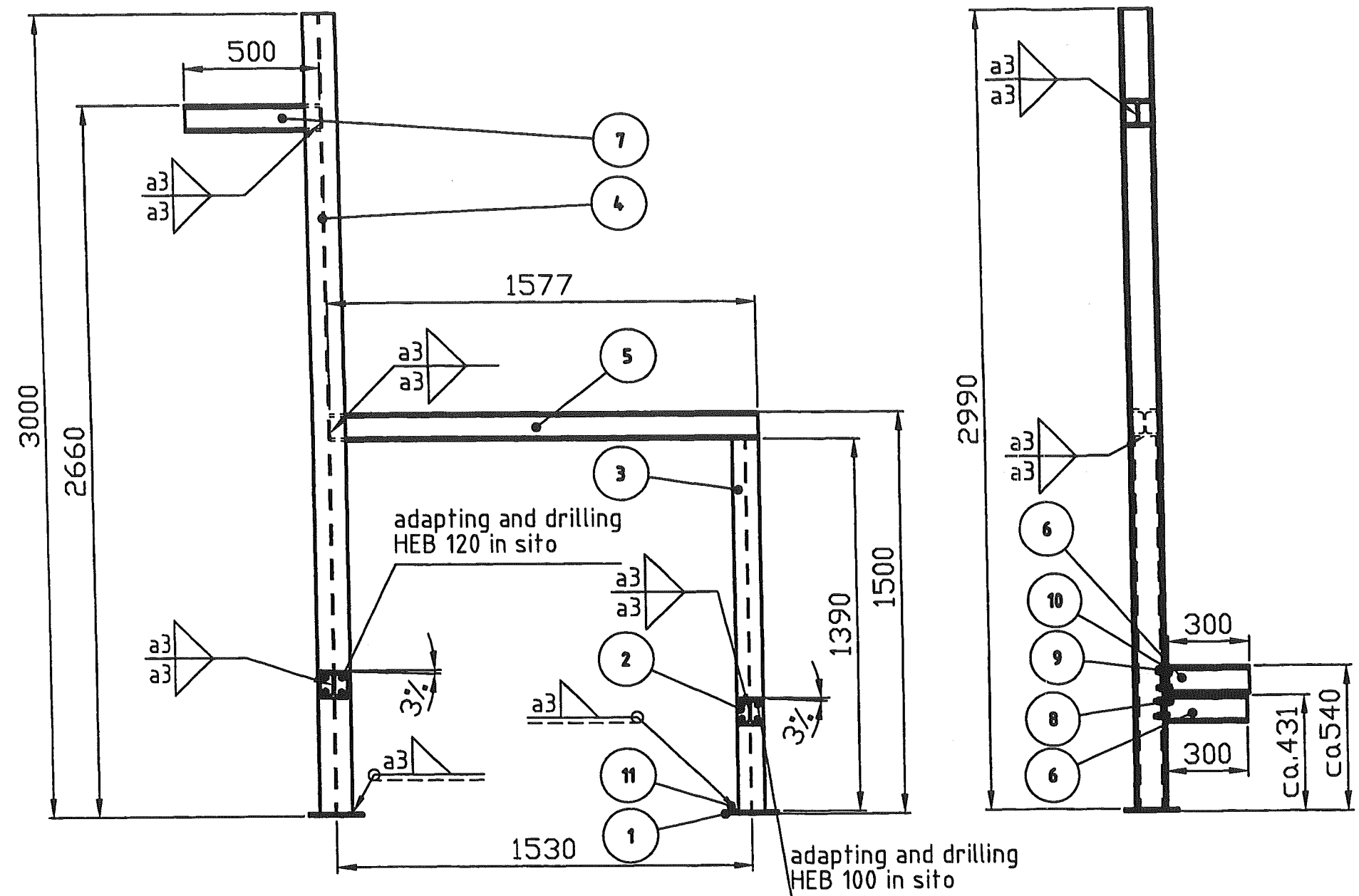


Support	Type	Pos.	Object	DIN EN / Manufacturer	Material	Pcs.	L mm	B mm	H mm	H1 mm	H2 mm	Single Weight kg	Total Weight kg	Surface m2
SU-517	Support	1	Steel plate	DIN EN 10025	K	2	200	200	10			3,140	6,280	0,16
SU-517	Support	2	Steel plate	DIN EN 10025	K	2	100	100	10			0,785	1,570	0,04
SU-517	Support	3	HEB100 profile	DIN 1025	K	1	1390					28,356	28,356	0,9535
SU-517	Support	4	HEB120 profile	DIN 1025	K	1	2990					79,833	79,833	2,0511
SU-517	Support	5	HEB100 profile	DIN 1025	K	1	1300					26,520	26,520	0,8918
SU-517	Support	6	HEB100 profile	DIN 1025	K	2	300					6,120	12,240	0,4116
SU-517	Support	7	HEB100 profile	DIN 1025	K	2	500					10,200	20,400	0,686
SU-517	Support	8	Hexagonal Screw M12x40mm	DIN EN ISO 4014	S	8	40					0,082	0,656	
SU-517	Support	9	Hexagonal Nut M12	DIN EN ISO 4032	S	8						0,031	0,248	
SU-517	Support	10	Washer M12	DIN EN ISO 7090	S	8						0,006	0,100	
SU-517	Support	11	Anchor bolt HST-R M12x145/50	HILTI	A	8							0,000	

Replaces: 79____ Replaced by: 79_____	Date : 19.11.04	Name : WIP/Rad.	Checked: -	History file: 792.87247	
	Job code: K70101		Scale 1:20		Original format DIN A3
	Reference: ASU Kosice		Sheet: 517		of - Sheets
Title: SU-517		Drawing No.: 792.87247		Rev. _____	

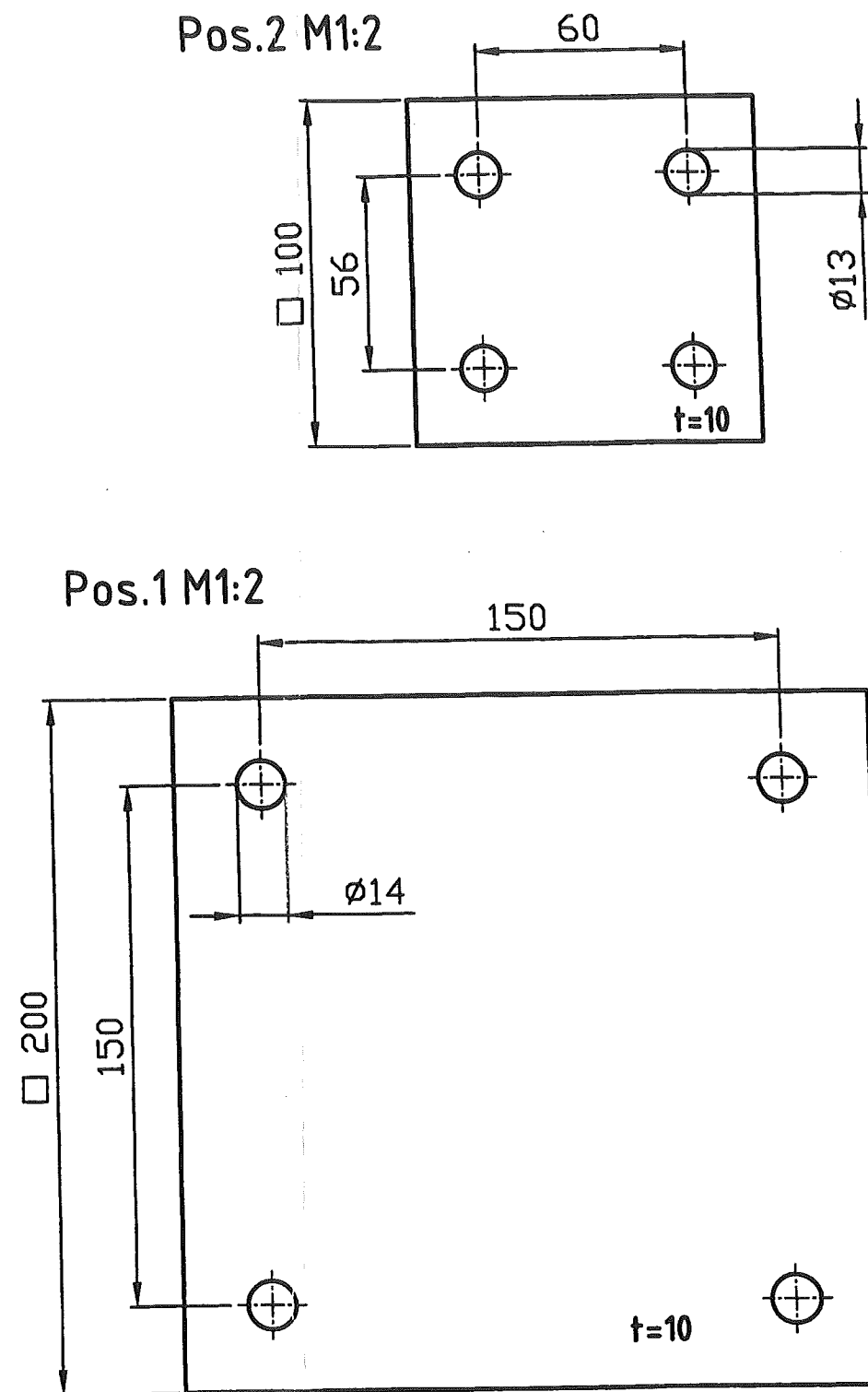
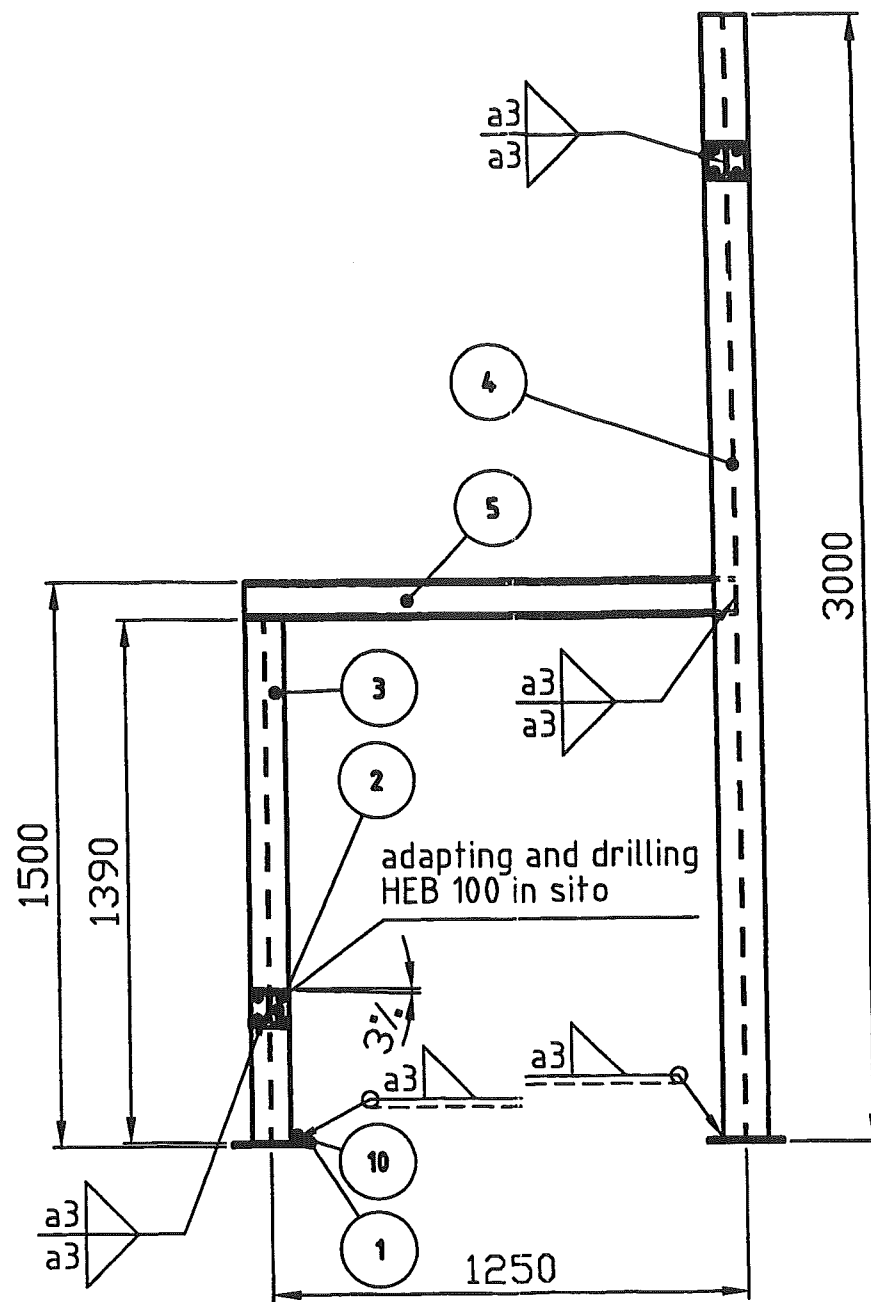
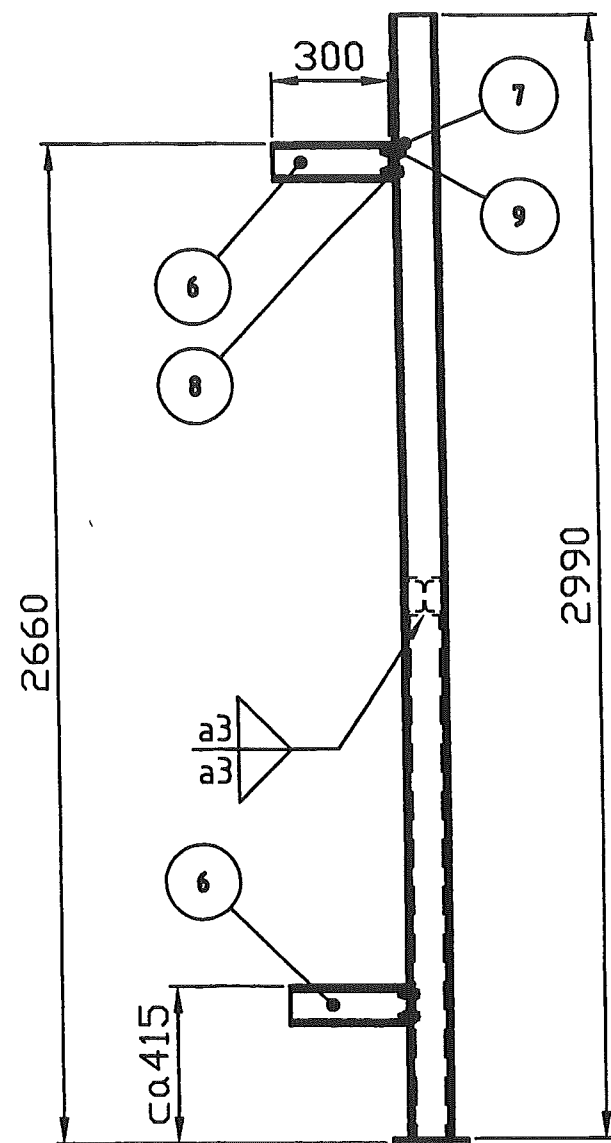


This drawing is protected by copyright. It may not be copied or used without our written authorization and it is strictly prohibited to disclose it to any third parties.



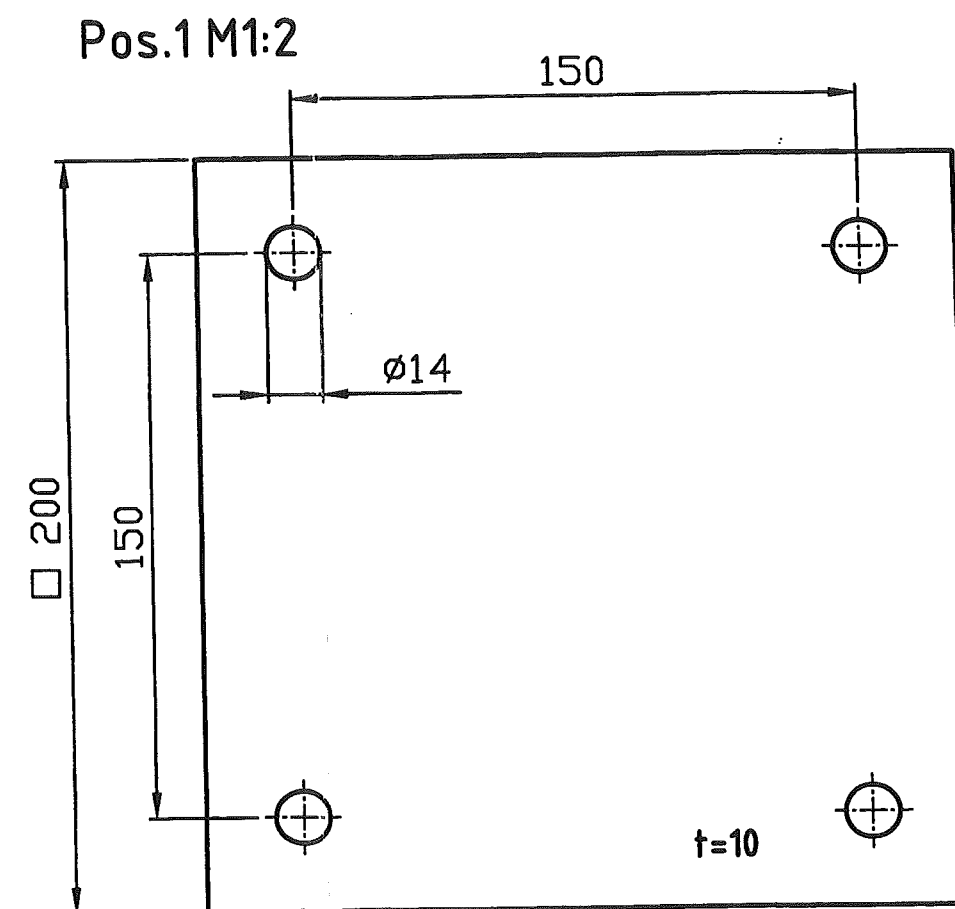
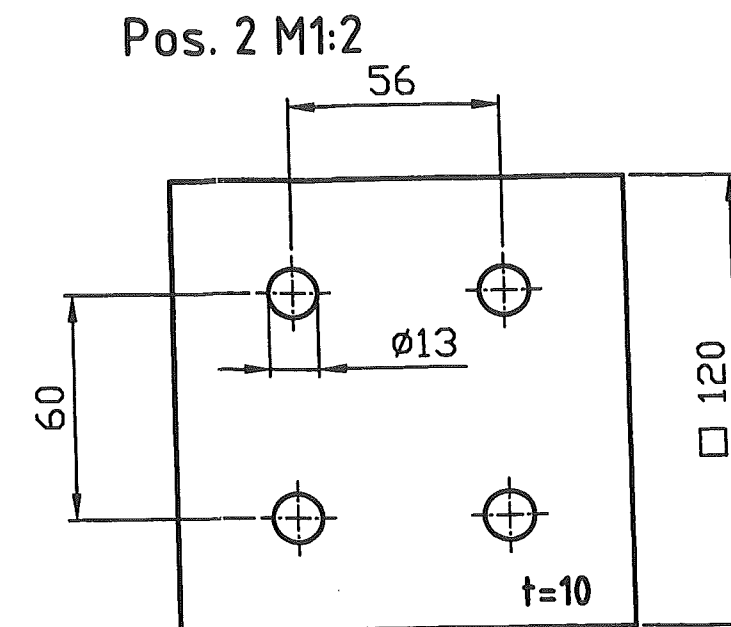
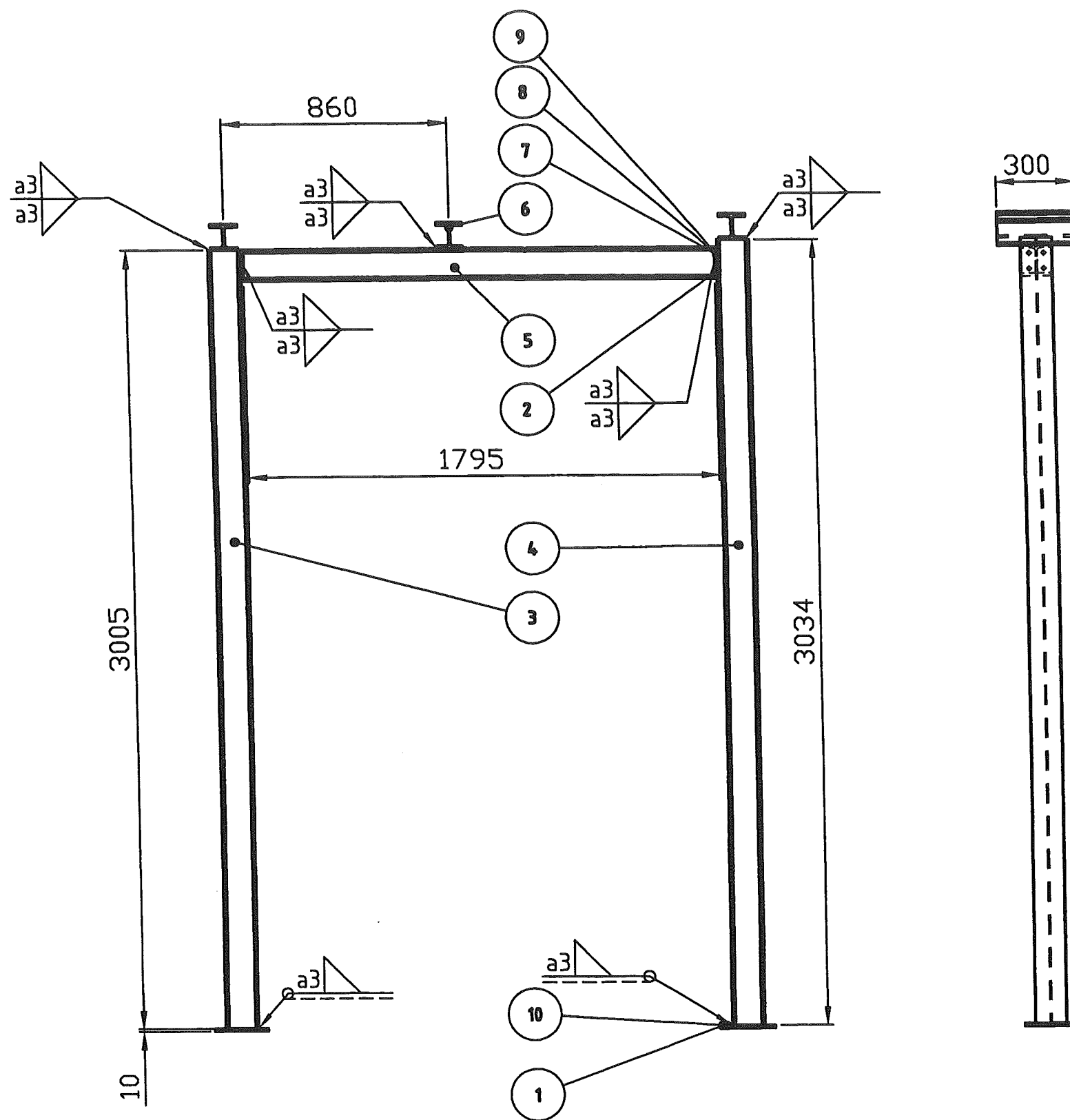
Support	Type	Pos.	Object	DIN EN / Manufacturer	Material	Pcs.	L mm	B mm	H mm	H1 mm	H2 mm	Single Weight kg	Total Weight kg	Surface m2
SU-518	Support	1	Steel plate	DIN EN 10025	K St37-2	2	200	200	10			3,140	6,280	0,16
SU-518	Support	2	Steel plate	DIN EN 10025	K St37-2	2	100	100	10			0,785	1,570	0,04
SU-518	Support	3	HEB100 profile	DIN 1025	K St37-2	1	1390					28,356	28,356	0,9535
SU-518	Support	4	HEB120 profile	DIN 1025	K St37-2	1	2990					79,833	79,833	2,0511
SU-518	Support	5	HEB100 profile	DIN 1025	K St37-2	1	1580					32,232	32,232	1,0839
SU-518	Support	6	HEB100 profile	DIN 1025	K St37-2	2	300					6,120	12,240	0,4116
SU-518	Support	7	HEB100 profile	DIN 1025	K St37-2	1	500					10,200	10,200	0,343
SU-518	Support	8	Hexagonal Screw M12x40mm	DIN EN ISO 4014	S 8.8	8	40					0,082	0,656	
SU-518	Support	9	Hexagonal Nut M12	DIN EN ISO 4032	S 8	8						0,031	0,248	
SU-518	Support	10	Washer M12	DIN EN ISO 7090	S 8	16						0,006	0,100	
SU-518	Support	11	Anchor bolt HST-R M12x145/50	HILTI	A A4-70	8							0,000	

	Date :	Name :	Checked:	History file:	
	19.11.04	WIP/Rad.	—	792.87247	
	Job code: K70101 Reference: ASU Kosice			Scale 1:20	Original format DIN A3
				Sheet: 518	of — Sheets
Replaces: 79____ Replaced by: 79_____	Title: SU—518			Drawing No.: 792.87247	Rev. _____



Support	Type	Pos.	Object	DIN EN / Manufacturer	Material	Pcs.	L mm	B mm	H mm	H1 mm	H2 mm	Single Weight kg	Total Weight kg	Surface m2
SU-519	Support	1	Steel plate	DIN EN 10025	K St37-2	2	200	200	10			3,140	6,280	0,16
SU-513	Support	2	Steel plate	DIN EN 10025	K St37-2	2	100	100	10			0,785	1,570	0,04
SU-519	Support	3	HEB100 profile	DIN 1025	K St37-2	1	1390					28,356	28,356	0,9535
SU-519	Support	4	HEB120 profile	DIN 1025	K St37-2	1	2990					79,833	79,833	2,0511
SU-519	Support	5	HEB100 profile	DIN 1025	K St37-2	1	1300					26,520	26,520	0,8918
SU-519	Support	6	HEB100 profile	DIN 1025	K St37-2	2	300					6,120	12,240	0,4116
SU-519	Support	7	Hexagonal Screw M12x40mm	DIN EN ISO 4014	S 8.8	8	40					0,082	0,656	
SU-519	Support	8	Hexagonal Nut M12	DIN EN ISO 4032	S 8	8						0,031	0,248	
SU-519	Support	9	Washer M12	DIN EN ISO 7090	S 8	16						0,006	0,100	
SU-519	Support	10	Anchor bolt HST-R M12x145/50	HILTI	A A4-70	8							0,000	

Replaces: 79____ Replaced by: 79____	Date : 19.11.04	Name : WIP/Rad.	Checked: -	History file: 792.87247	
	Job code: K70101		Scale 1:20		Original format DIN A3
	Reference: ASU Kosice		Sheet: 519		of - Sheets
	Title: SU-519		Drawing No.: 792.87247		Rev. -

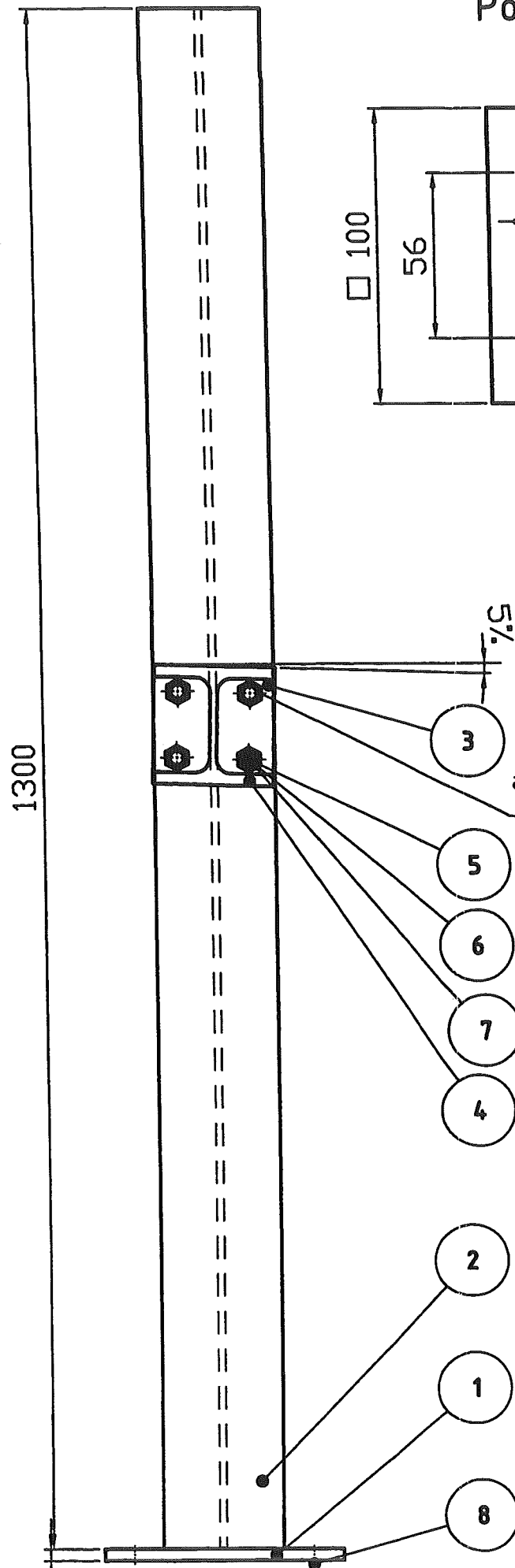
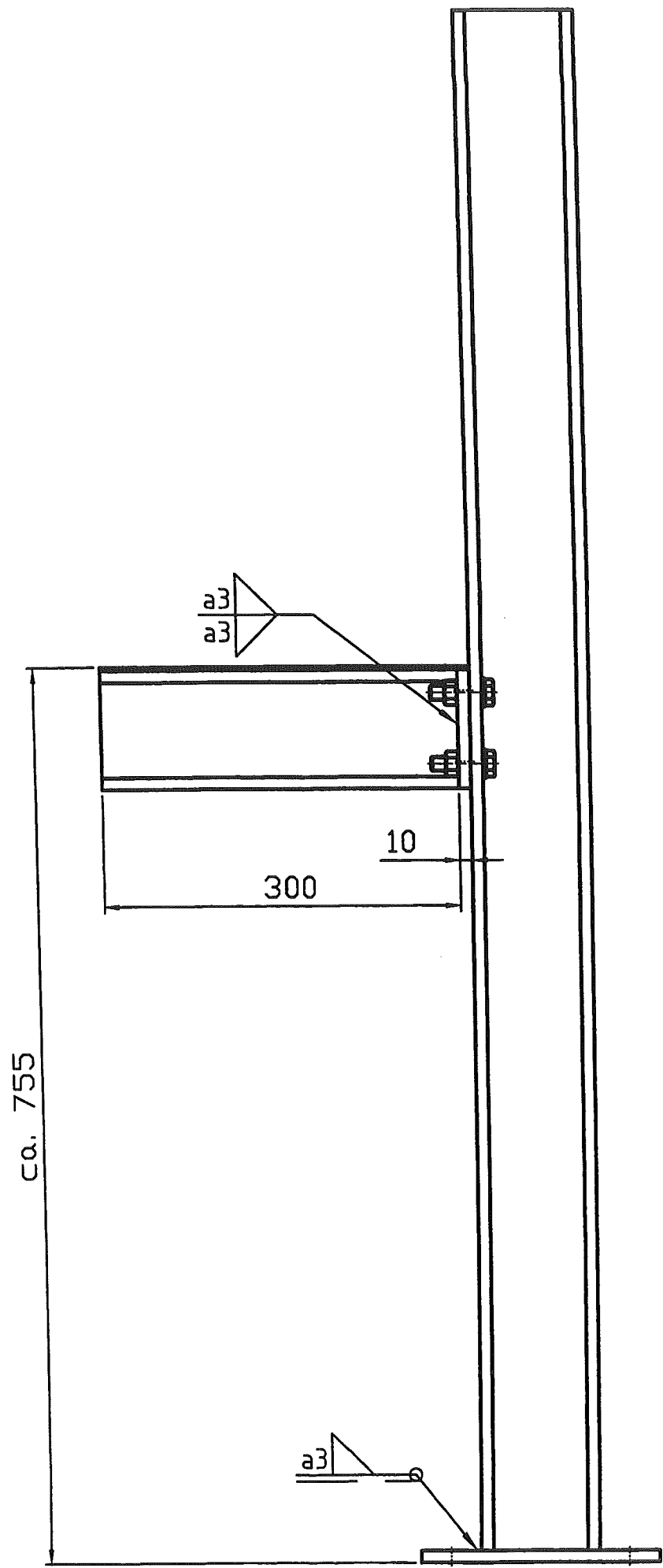


Support	Type	Pos.	Object	DIN EN / Manufacturer	Material	Pcs.	L mm	B mm	H mm	H1 mm	H2 mm	Single Weight kg	Total Weight kg	Surface m2
SU-520	Support	1	Steel plate	DIN EN 10025	K St37-2	2	200	200	10			3,140	6,280	0,16
SU-520	Support	2	Steel plate	DIN EN 10025	K St37-2	2	120	120	10			1,130	2,261	0,0576
SU-520	Support	3	HEB120 profile	DIN 1025	K St37-2	1	3005					80,234	80,234	2,0614
SU-520	Support	4	HEB120 profile	DIN 1025	K St37-2	1	3034					81,008	81,008	2,0813
SU-520	Support	5	HEB120 profile	DIN 1025	K St37-2	1	1795					47,927	47,927	1,2314
SU-520	Support	6	HEB100 profile	DIN 1025	K St37-2	3	300					6,120	18,360	0,6174
SU-520	Support	7	Hexagonal Screw M12x40mm	DIN EN ISO 4014	S 8.8	8	40					0,082	0,656	
SU-520	Support	8	Hexagonal Nut M12	DIN EN ISO 4032	S 8	8						0,031	0,248	
SU-520	Support	9	Washer M12	DIN EN ISO 7090	S 8	16						0,006	0,100	
SU-520	Support	10	Anchor bolt HST-R M12x145/50	HILTI	A A4-70	8							0,000	

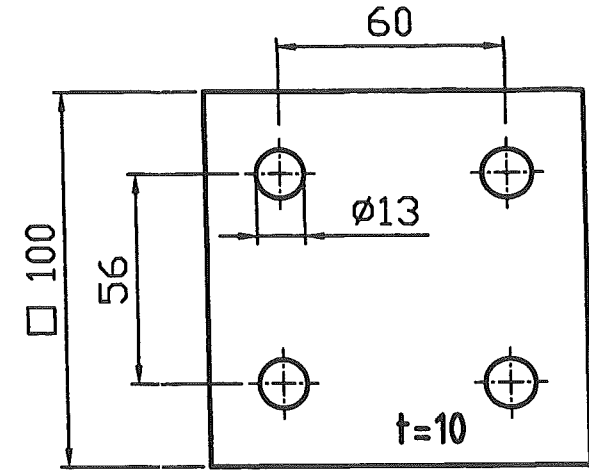
	Date :	Name :	Checked:	History file:	
	19.11.04	WIP/Rad.	—	792.87247	
	Job code: K70101 Reference: ASU Kosice			Scale 1:20	Original format DIN A3
				Sheet: 520	of — Sheets
Replaces: 79_._ Replaced by: 79_._	Title: SU—520			Drawing No.: 792.87247	Rev. —

this drawing is protected by copyright  
it may not be copied or used without our written  
authorization and it is strictly prohibited  
to disclose it to any third parties.

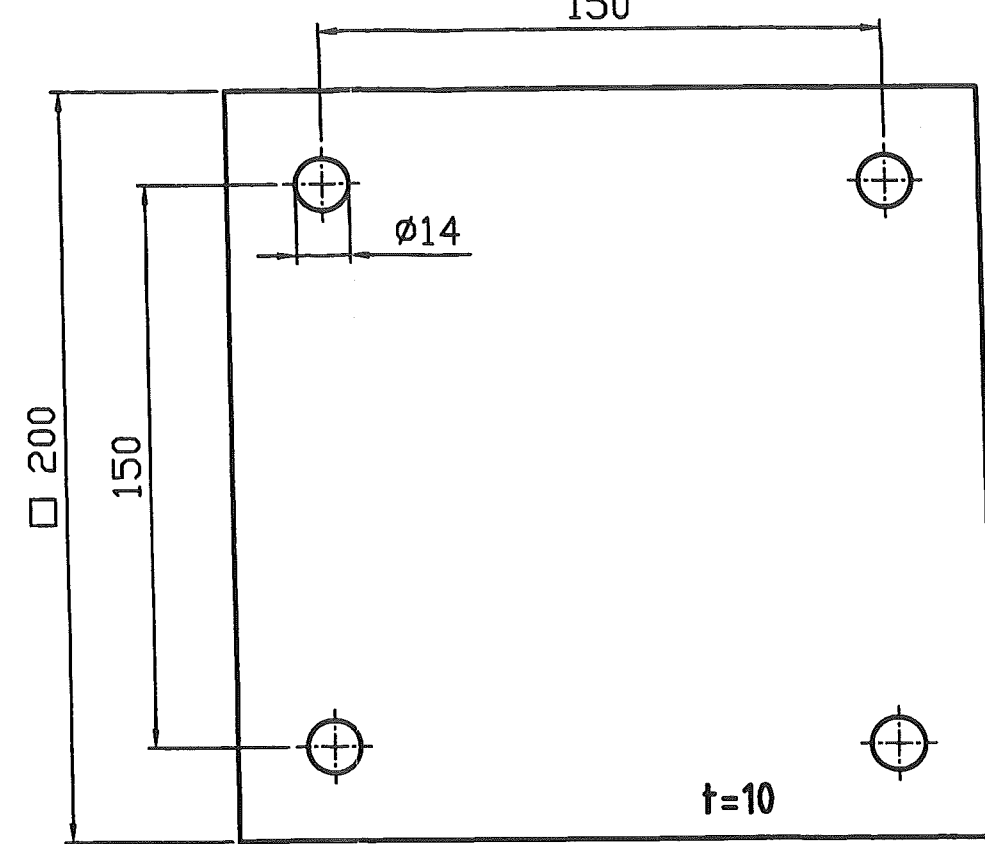
150  
135  
120  
90  
75  
60  
45  
30  
15  
5



Pos. 3 M1:2

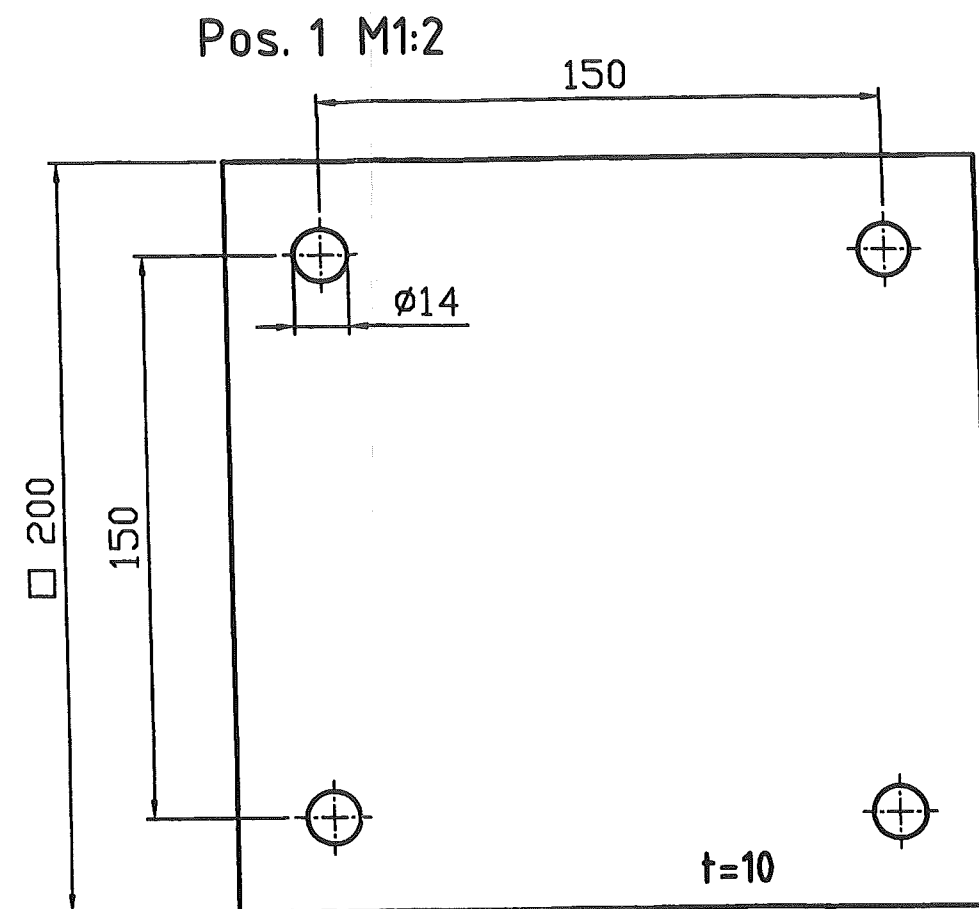
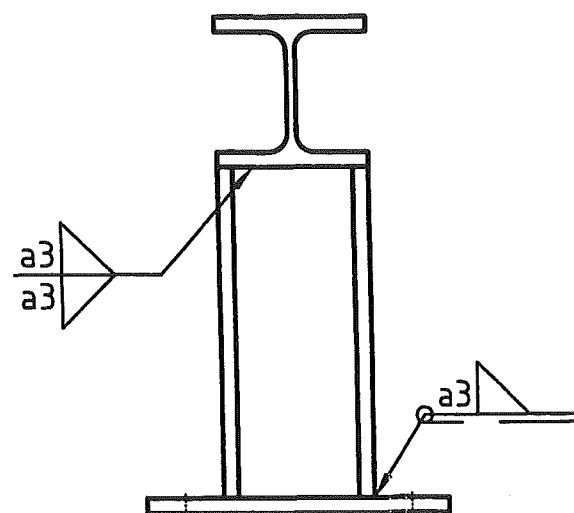
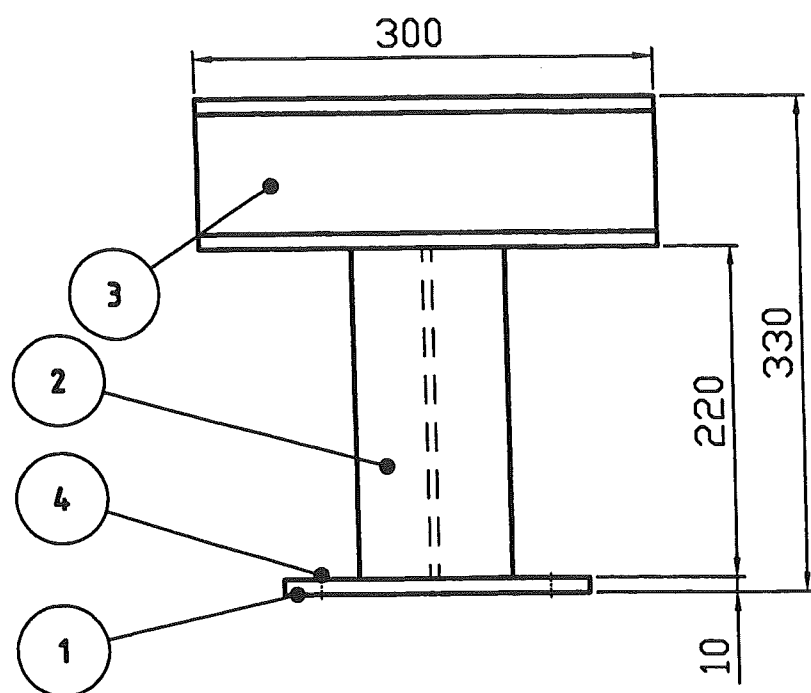


Pos. 1 M1:2



Support	Type	Pos.	Object	DIN EN / Manufacturer	Material	Pcs.	L mm	B mm	H mm	H1 mm	H2 mm	Single Weight kg	Total Weight kg	Surface m2
SU-521	Support	1	Steel plate	DIN EN 10025	K St37-2	1	200	200	10			3,140	3,140	0,08
SU-521	Support	2	HEB100 profile	DIN 1025	K St37-2	1	1300					26,520	26,520	0,8918
SU-521	Support	3	Steel plate	DIN EN 10025	K St37-2	1	100	100	10			0,785	0,785	0,02
SU-521	Support	4	HEB100 profile	DIN 1025	K St37-2	1	300					6,120	6,120	0,2058
SU-521	Support	5	Hexagonal Screw M12x40mm	DIN EN ISO 4014	S 8.8	4	40					0,082	0,328	
SU-521	Support	6	Hexagonal Nut M12	DIN EN ISO 4032	S 8	4						0,031	0,124	
SU-521	Support	7	Washer M12	DIN EN ISO 7090	S 8	8						0,008	0,050	
SU-521	Support	8	Anchor bolt HST-R M12x145/50	HILTI	A A4-70	4							0,000	

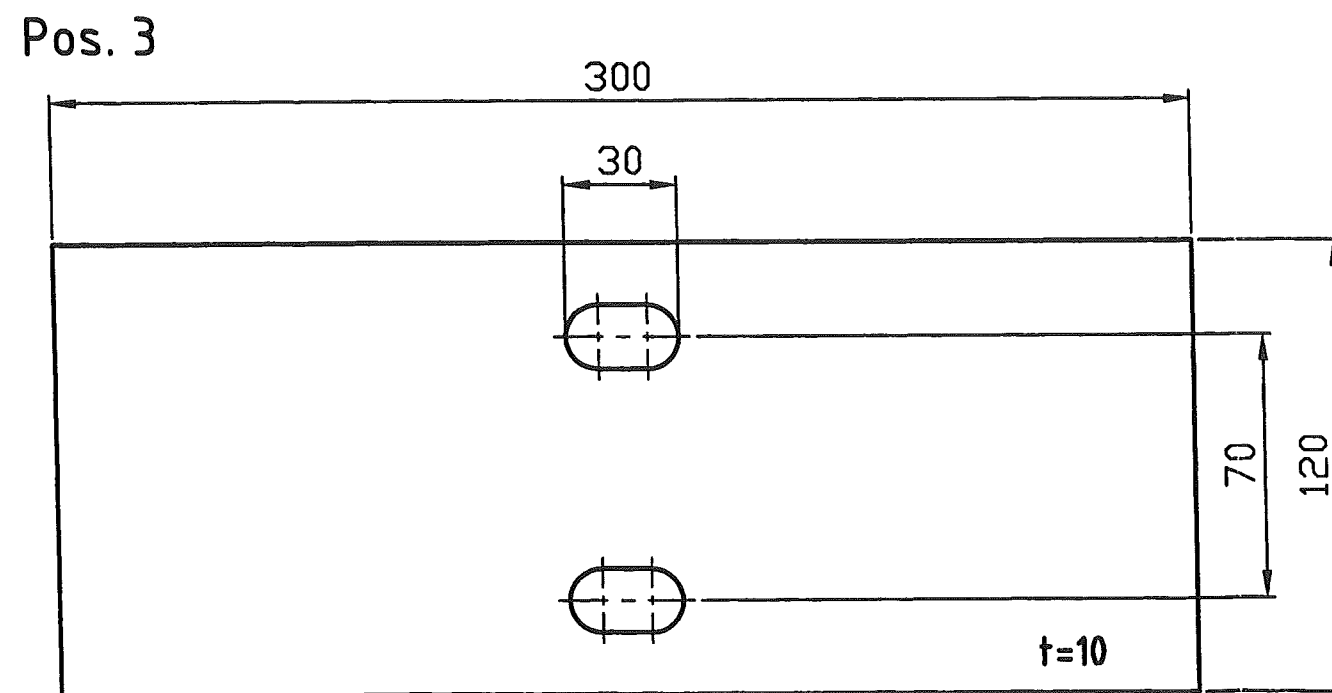
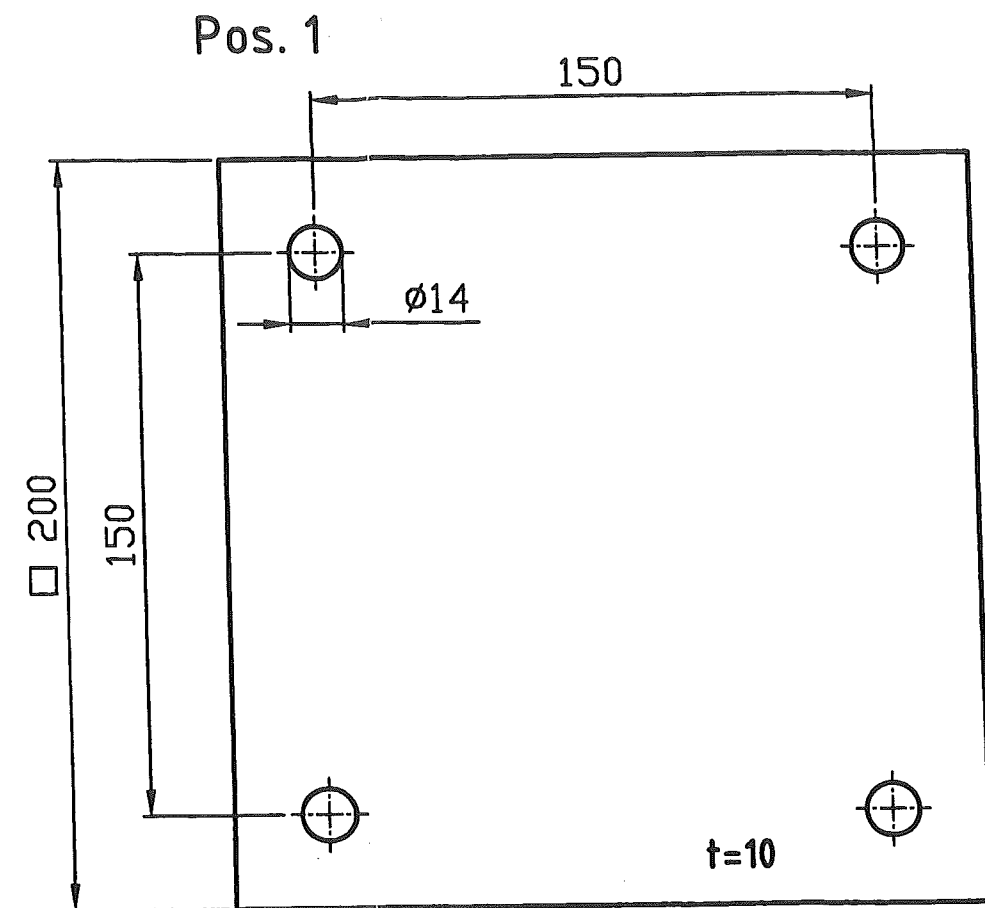
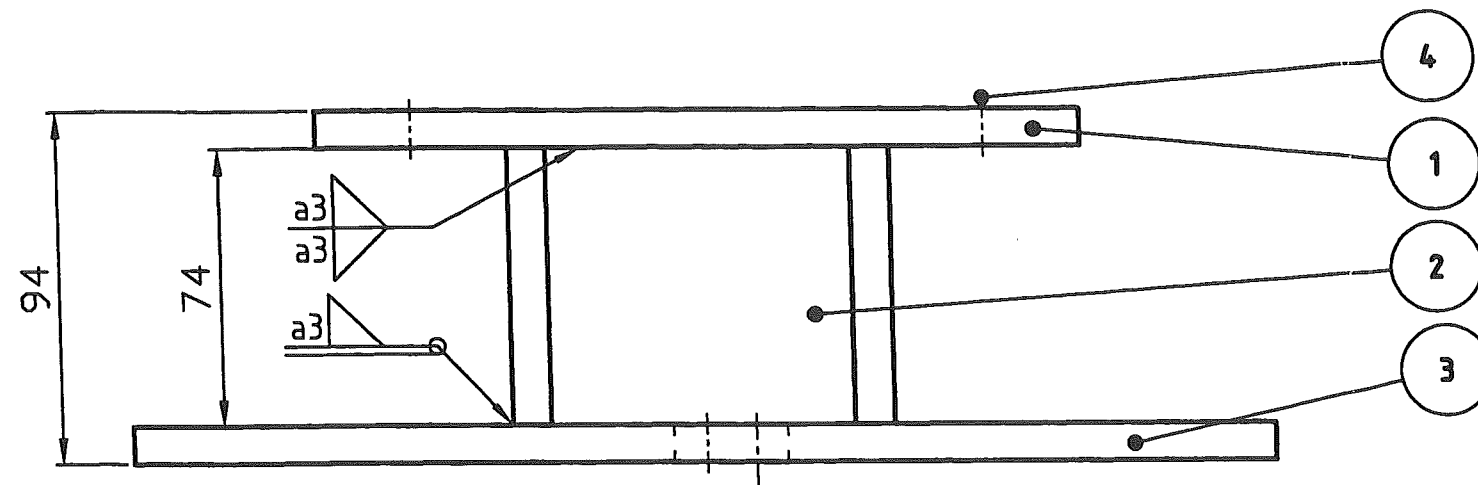
Replaces: 79____ Replaced by: 79_____	Date : 19.11.04	Name : WIP/Rad.	Checked: -	History file: 792.87247
	Job code: K70101 Reference: ASU Kosice			Scale 1:5 Original format DIN A3
	Title: SU-521			Drawing No.: 792.87247 Rev. _____



Support	Type	Pos.	Object	DIN EN / Manufacturer		Material	Pcs.	L mm	B mm	H mm	H1 mm	H2 mm	Single Weight kg	Total Weight kg	Surface m2
SU-522	Support	1	Steel plate	DIN EN 10025	K	St37-2	1	200	200	10			3,140	3,140	0,08
SU-522	Support	2	HEB100 profile	DIN 1025	K	St37-2	1	220					4,488	4,488	0,1509
SU-522	Support	3	HEB100 profile	DIN 1025	K	St37-2	1	300					6,120	6,120	0,2058
SU-522	Support	4	Anchor bolt HST-R M12x145/50	HILTI	A	A4-70	4							0,000	

	Date :	Name :	Checked:	History file:	
	19.11.04	WIP/Rad.	—	792.87247	
	Job code: K70101			Scale 1:5	Original format DIN A3
	Reference: ASU Kosice			Sheet: 522	of — Sheets
Replaces: 79_._		Title:			Drawing No.:
Replaced by: 79_._		SU-522			792.87247
					Rev.

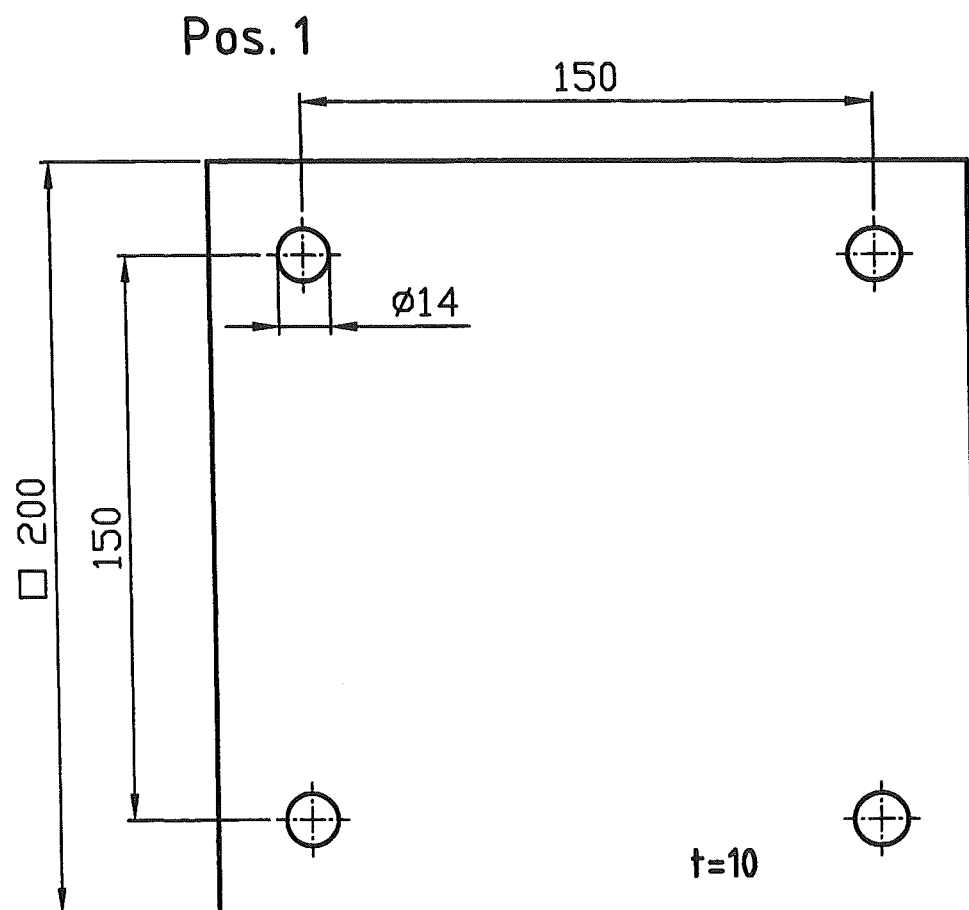
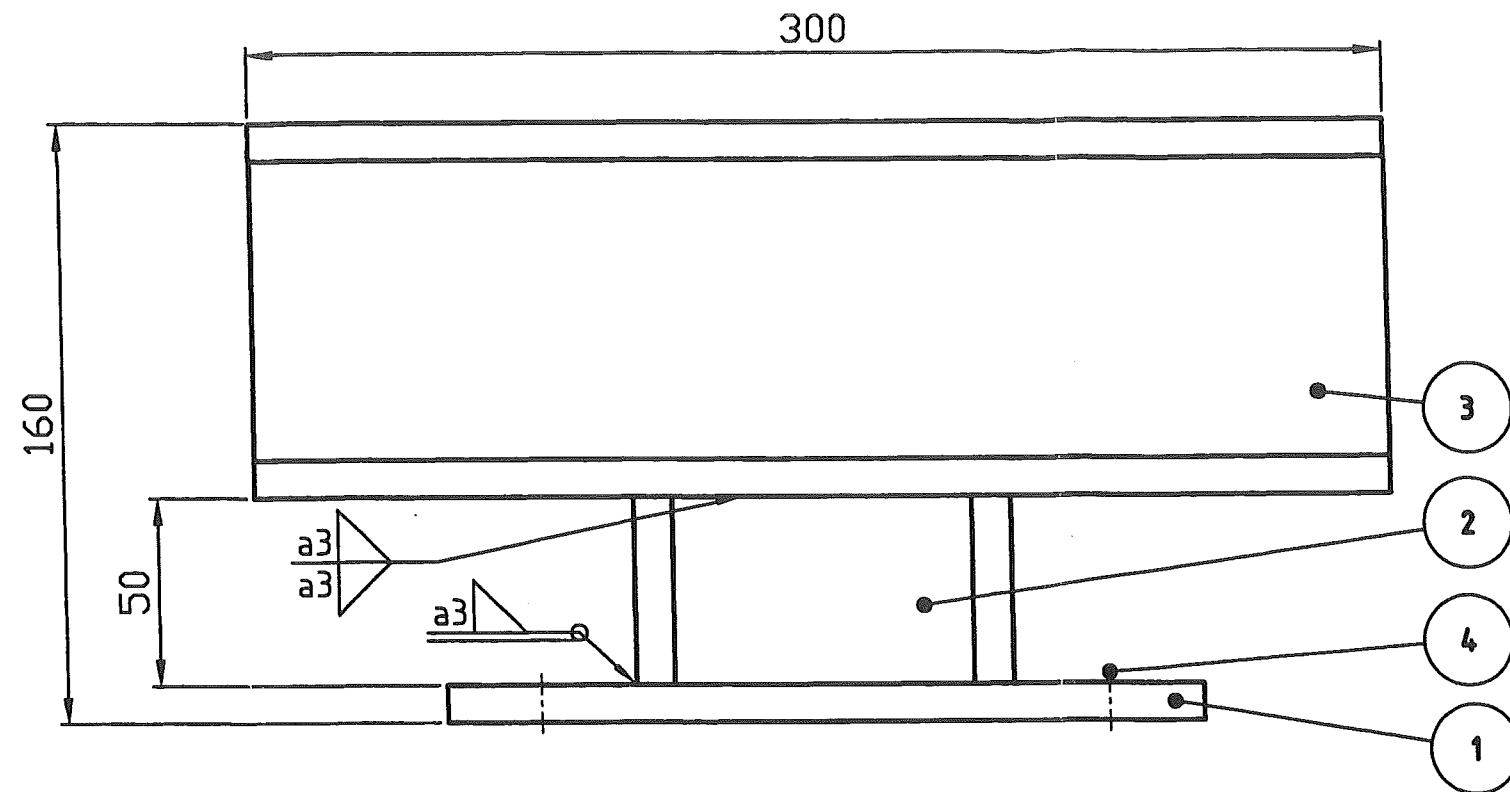
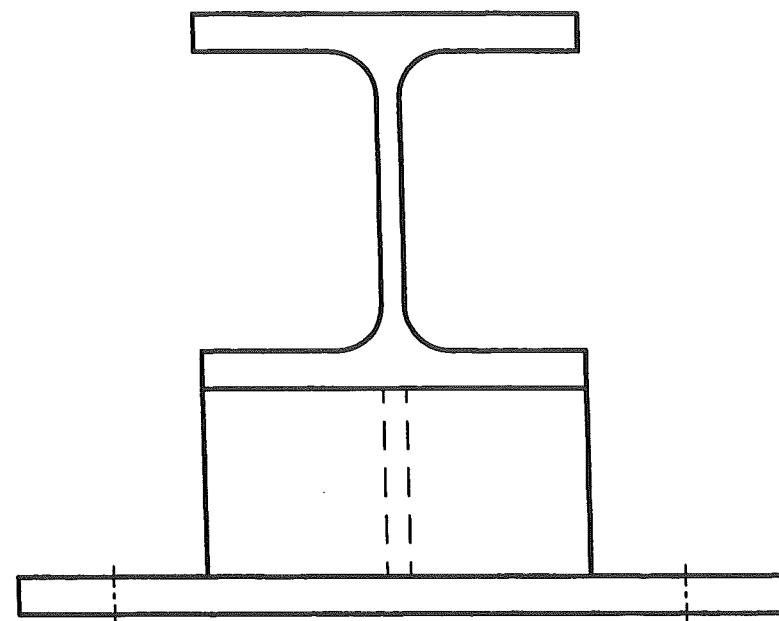
THIS DRAWING IS PROVIDED FOR INFORMATION ONLY. IT MAY NOT BE COPIED OR USED WITHOUT OUR WRITTEN AUTHORIZATION AND IT IS STRICTLY PROHIBITED TO DISCLOSE IT TO ANY THIRD PARTIES.



Support	Type	Pos.	Object	DIN EN / Manufacturer	Material	Pcs.	L mm	B mm	H mm	H1 mm	H2 mm	Single Weight kg	Total Weight kg	Surface m2
SU-523	Support	1	Steel plate	DIN EN 10025	K	St37-2	1	200	200	10		3,140	3,140	0,08
SU-523	Support	2	HEB100 profile	DIN 1025	K	St37-2	1	74				1,510	1,510	0,0508
SU-523	Support	3	Steel plate	DIN EN 10025	K	St37-2	1	300	120	10		2,826	2,826	0,072
SU-523	Support	4	Anchor bolt HST-R M12x145/50	HILTI	A	A4-70	4						0,000	

	Date :	Name :	Checked:	History file:	
	19.11.04	WIP/Rad.	—	792.87247	
	Job code: K70101 Reference: ASU Kosice			Scale 1:2	Original format DIN A3
				Sheet: 523	of — Sheets
Replaces: 79_._ Replaced by: 79_._	Title: SU—523			Drawing No.: 792.87247	Rev. —

It may not be copied or used without our written authorization and it is strictly prohibited to disclose it to any third parties.



Support	Type	Pos.	Object	DIN EN / Manufacturer	Material	Pcs.	L mm	B mm	H mm	H1 mm	H2 mm	Single Weight kg	Total Weight kg	Surface m2
SU-524	Support	1	Steel plate	DIN EN 10025	K	St37-2	1	200	200	10		3,140	3,140	0,08
SU-524	Support	2	HEB100 profile	DIN 1025	K	St37-2	1	50				1,020	1,020	0,0343
SU-524	Support	2	HEB100 profile	DIN 1025	K	St37-2	1	300				6,120	6,120	0,2058
SU-524	Support	4	Anchor bolt HST-R M12x145/50	HILTI	A	A4-70	4						0,000	

	Date :	Name :	Checked:	History file:	
	23.11.04	Rademacher	—	792.87247	
	Job code: K70101 Reference: ASU Kosice			Scale 1:2	Original format DIN A3
				Sheet: 524	of — Sheets
Replaces: 79__	Title: SU—524			Drawing No.:	Rev.
Replaced by: 79_-----				792.87247	_____



it may not be copied or used without our written authorization and it is strictly prohibited to disclose it to any third parties.

150

135

120

90

75

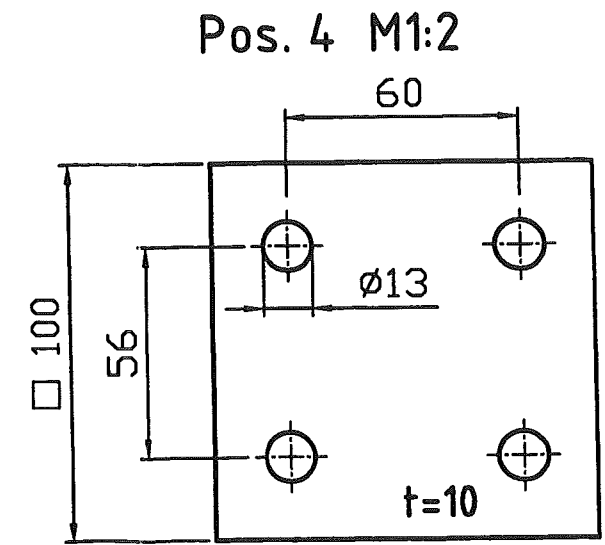
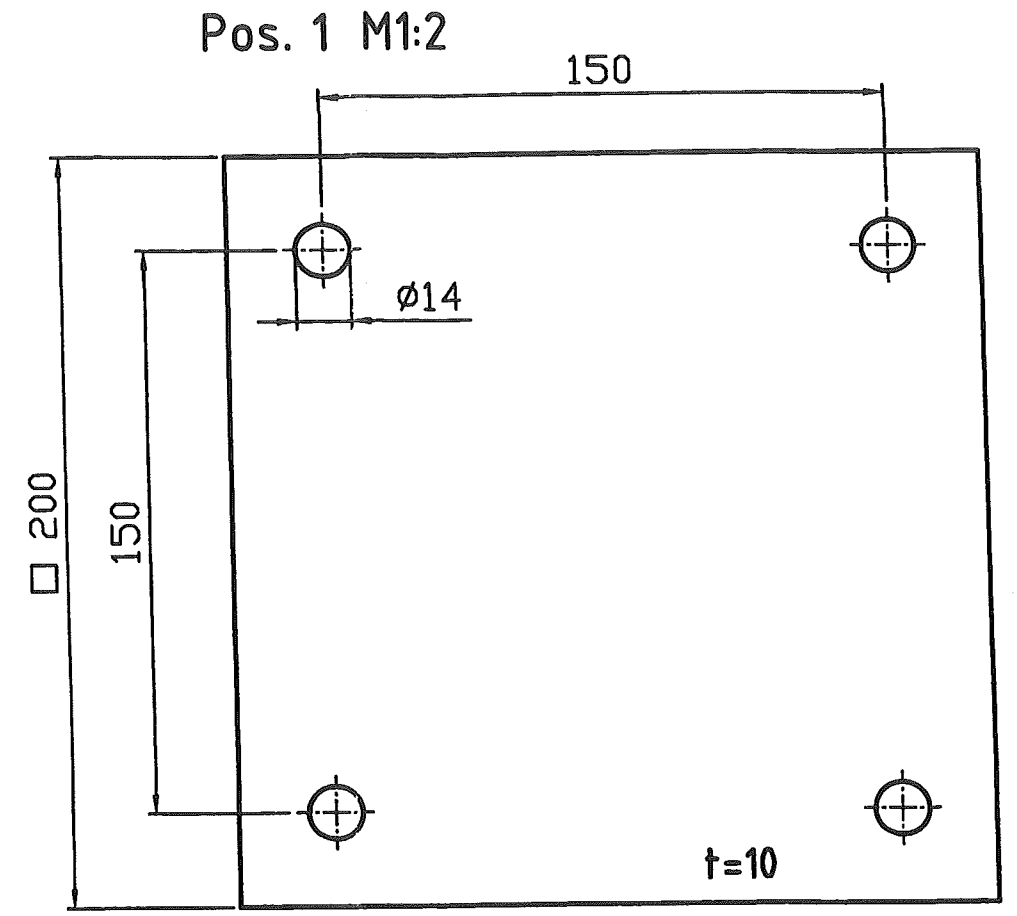
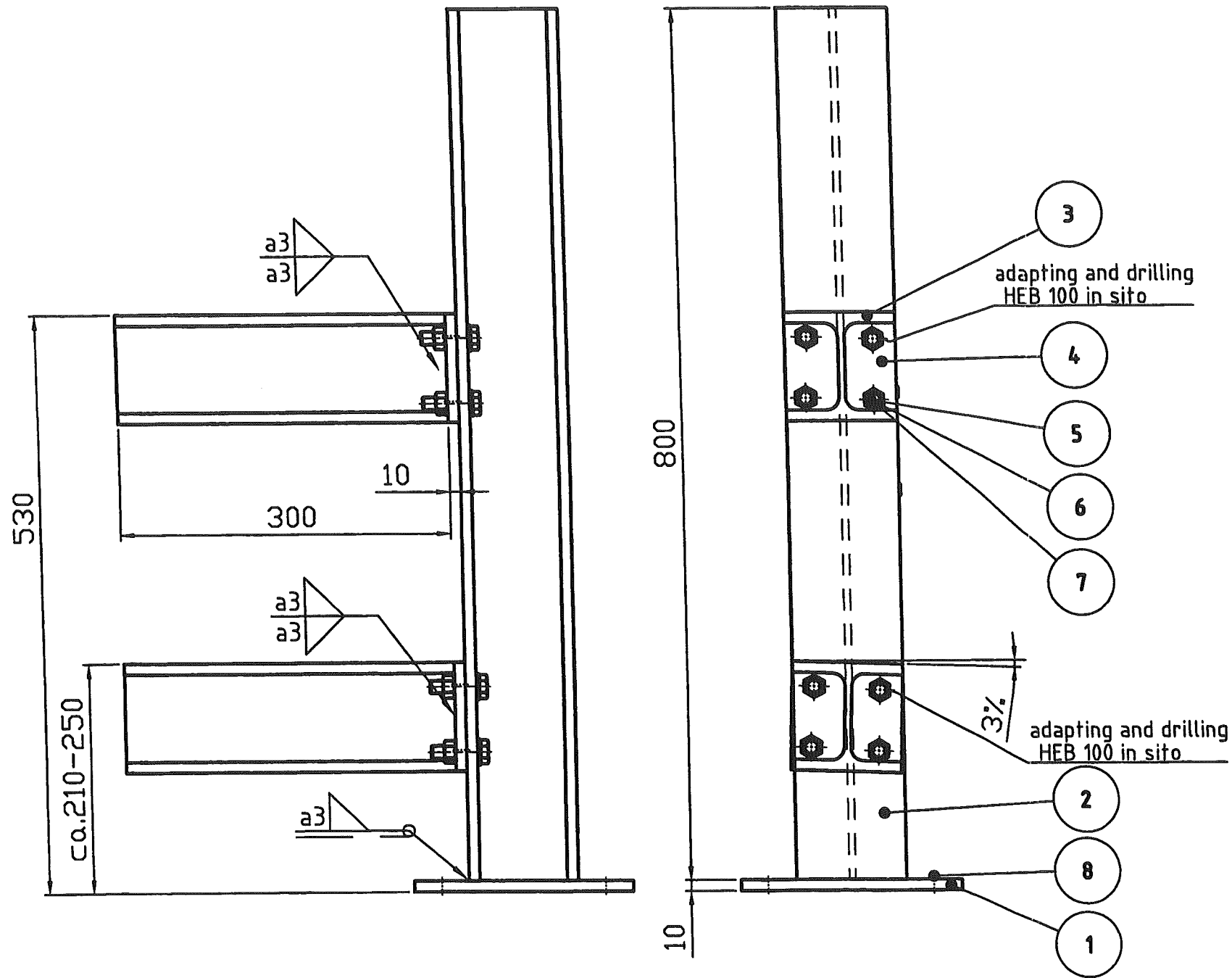
60

45

30

15

5

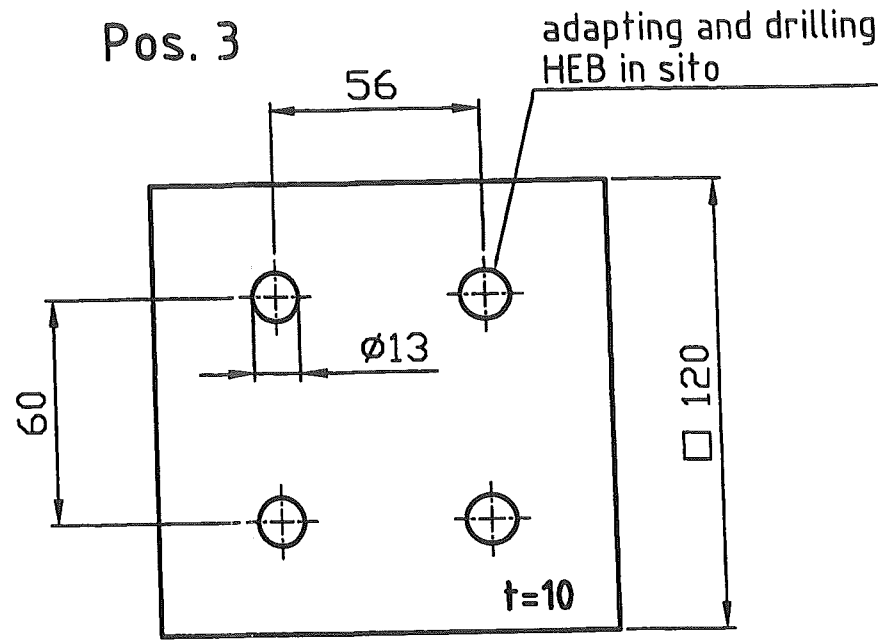
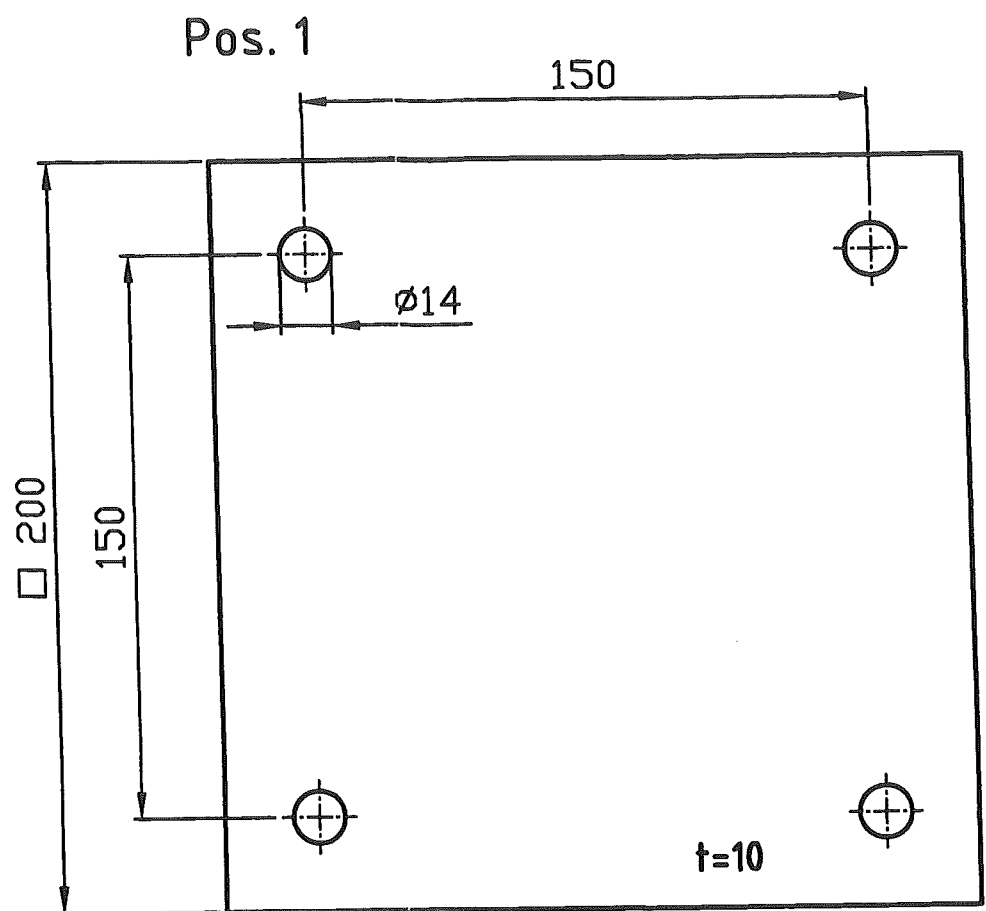
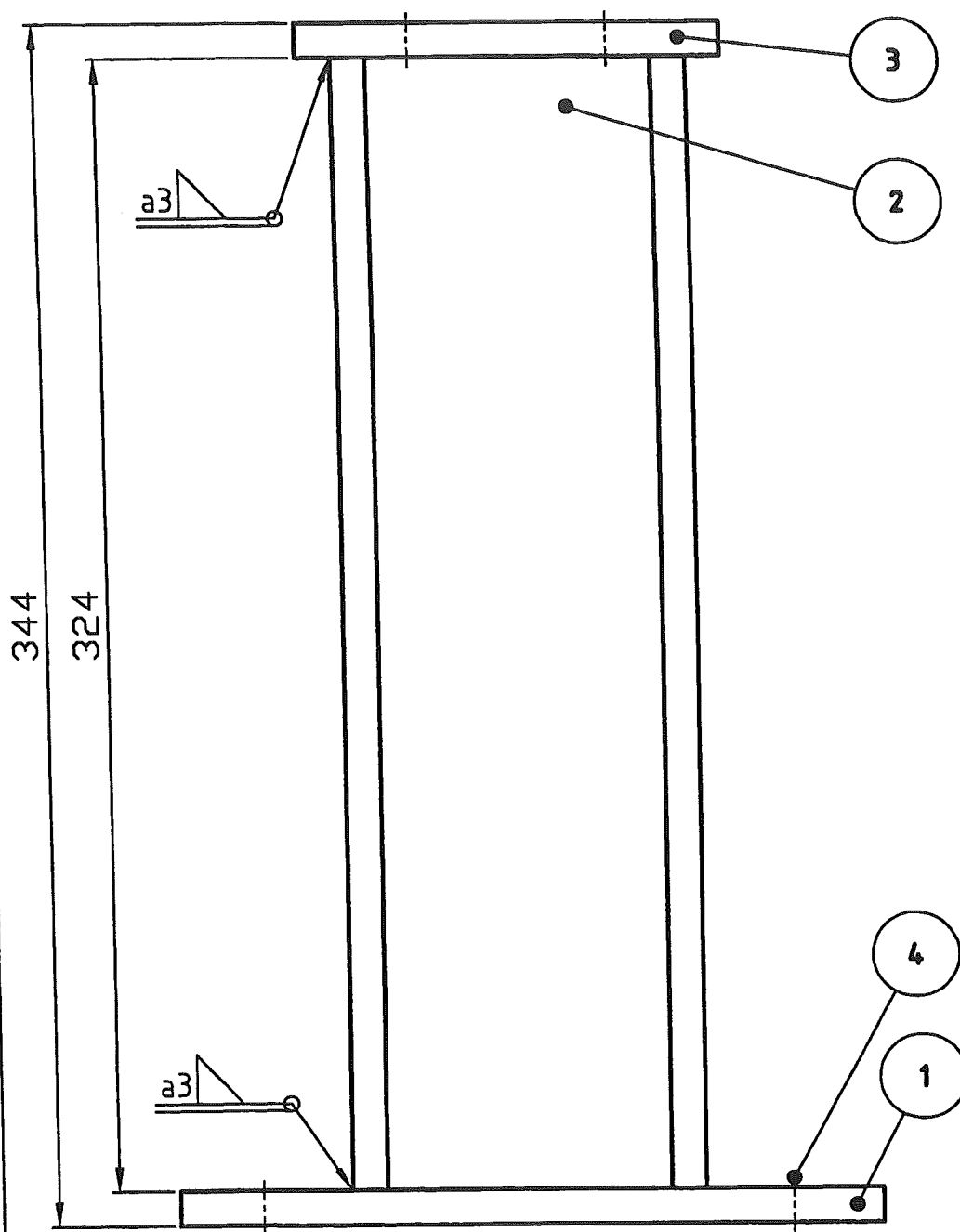


Support	Type	Pos.	Object	DIN EN / Manufacturer	Material	Pcs.	L mm	B mm	H mm	H1 mm	H2 mm	Single Weight kg	Total Weight kg	Surface m2
SU-525	Support	1	Steel plate	DIN EN 10025	K St37-2	1	200	200	10			3,140	3,140	0,08
SU-525	Support	2	HEB100 profile	DIN 1025	K St37-2	1	800					16,320	16,320	0,5488
SU-525	Support	3	HEB100 profile	DIN 1025	K St37-2	2	300					6,120	12,240	0,4116
SU-525	Support	4	Steel plate	DIN EN 10025	K St37-2	2	100	100	10			0,785	1,570	0,04
SU-525	Support	5	Hexagonal Screw M12x40mm	DIN EN ISO 4014	S 8.8	8	40					0,082	0,656	
SU-525	Support	6	Hexagonal Nut M12	DIN EN ISO 4032	S 8	8						0,031	0,248	
SU-525	Support	7	Washer M12	DIN EN ISO 7090	S 8	16						0,006	0,100	
SU-525	Support	8	Anchor bolt HST-R M12x145/50	HILTI	A A4-70	4							0,000	

Date :	23.11.04	Name :	WIP/Rad.	Checked:	—	History file:	792.87247
Job code:	K70101	Reference:	ASU Kosice	Scale	1:5	Original format	DIN A3
Replaces:	79_—	Replaced by:	79_—	Title:	SU-525	Sheet:	525 of — Sheets
						Drawing No.:	792.87247

It may not be copied or used without our written  
authorization and it is strictly prohibited  
to disclose it to any third parties.

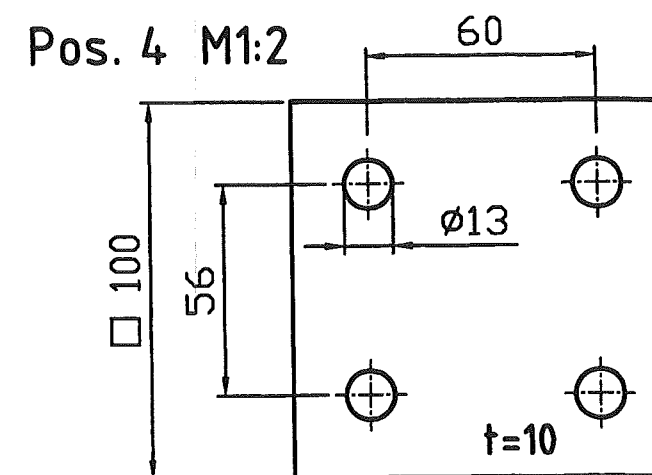
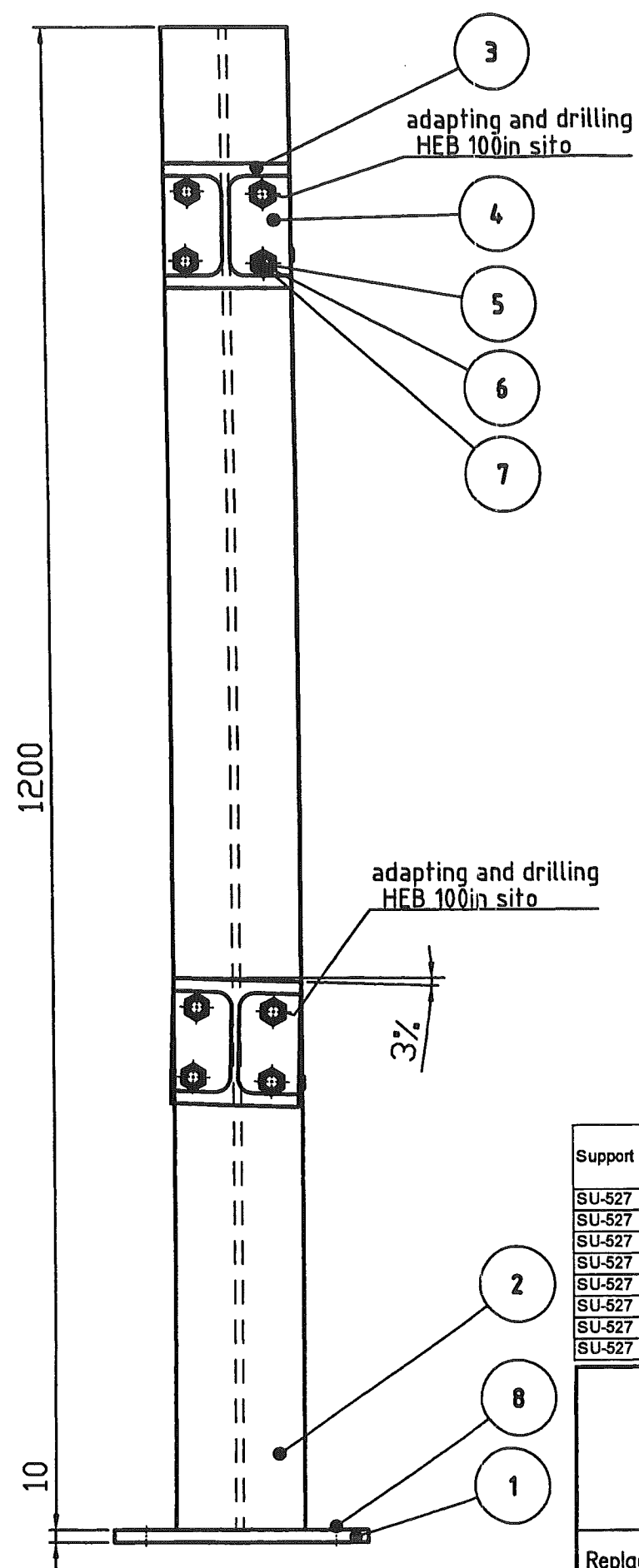
150  
135  
120  
90  
75  
60  
45  
30  
15  
5



Support	Type	Pos.	Object	DIN EN / Manufacturer		Material	Pcs.	L mm	B mm	H mm	H1 mm	H2 mm	Single Weight kg	Total Weight kg	Surface m2
SU-526	Support	1	Steel plate	DIN EN 10025	K	St37-2	1	200	200	10			3,140	3,140	0,08
SU-526	Support	2	HEB100 profile	DIN 1025	K	St37-2	1	324					6,610	6,610	0,2223
SU-526	Support	3	Steel plate	DIN EN 10025	K	St37-2	1	120	120	10			1,130	1,130	0,0288
SU-526	Support	4	Anchor bolt HST-R M12x145/50	HILTI	A	A4-70	4							0,000	

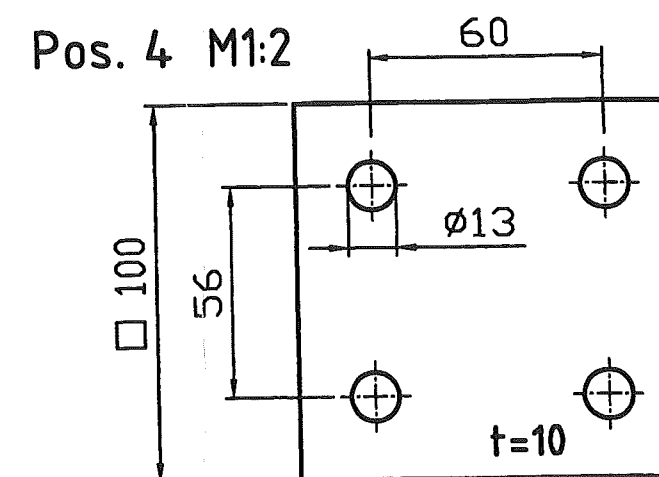
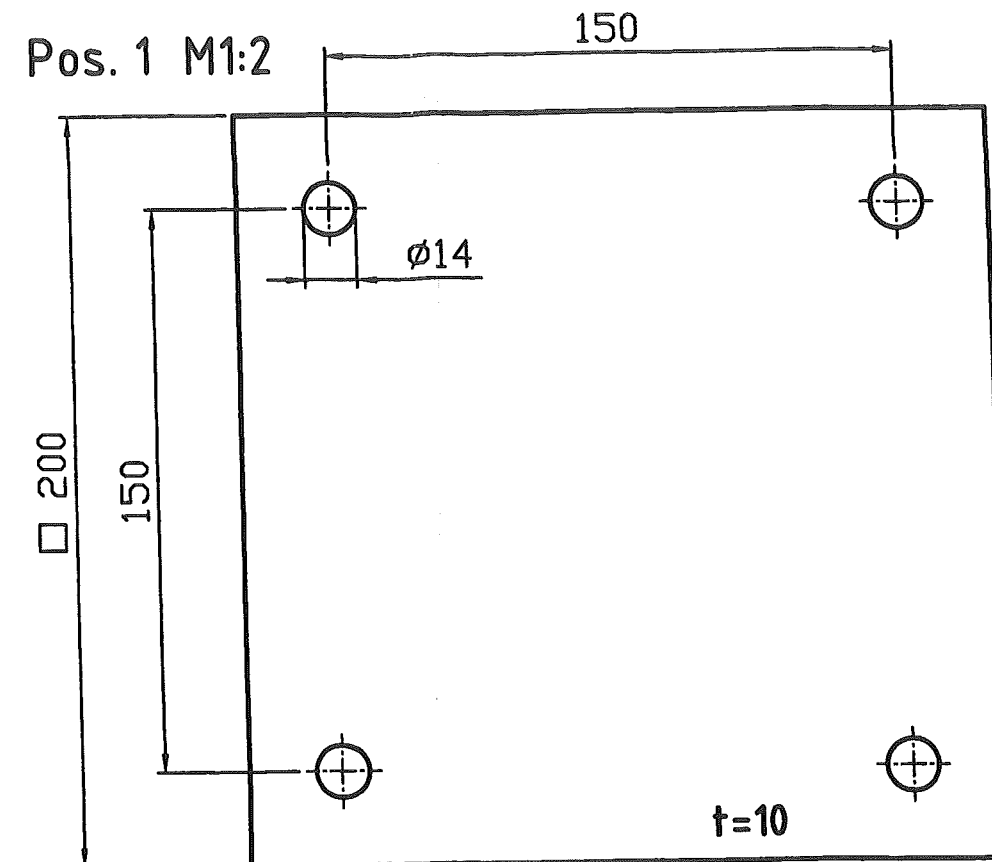
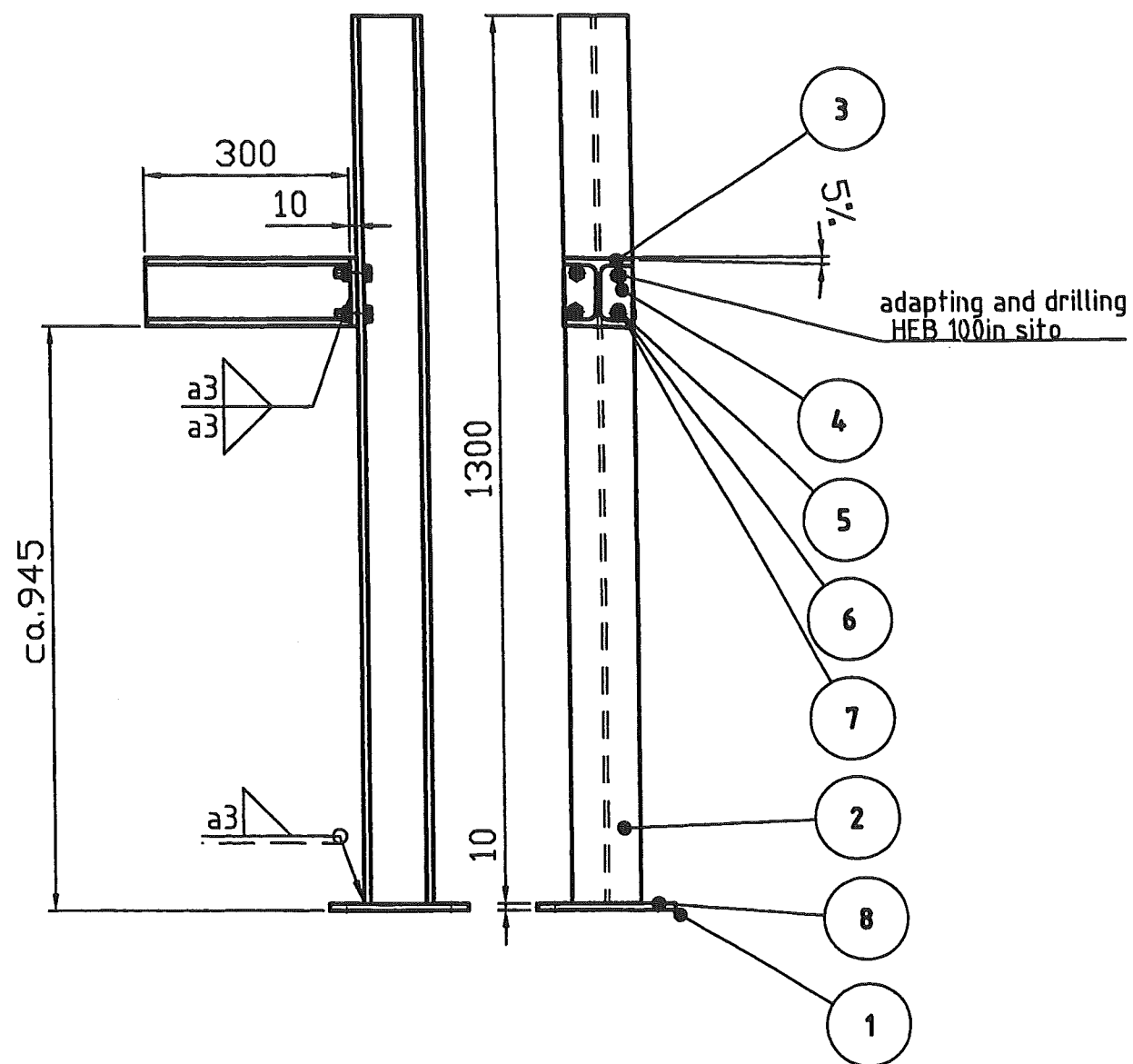
	Date :	Name :	Checked:	History file:	
	11.11.04	WIP/Rad.	—	792.87247	
	Job code: K70101 Reference: ASU Kosice			Scale 1:2	Original format DIN A3
				Sheet: 526	of — Sheets
Replaces: 79__	Title: SU—526			Drawing No.:	Rev.
Replaced by: 79__				792.87247	—

A vertical number line with tick marks every 15 units, labeled from 5 to 150. A shaded region is indicated between the numbers 90 and 120.



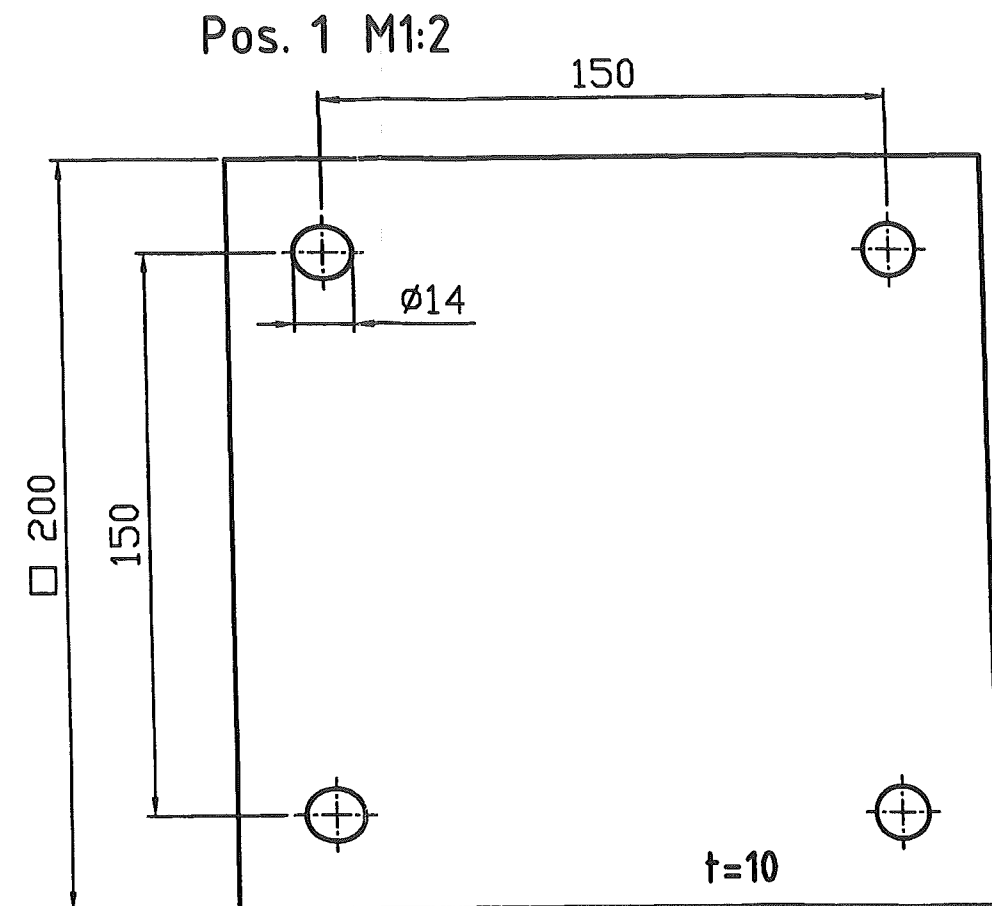
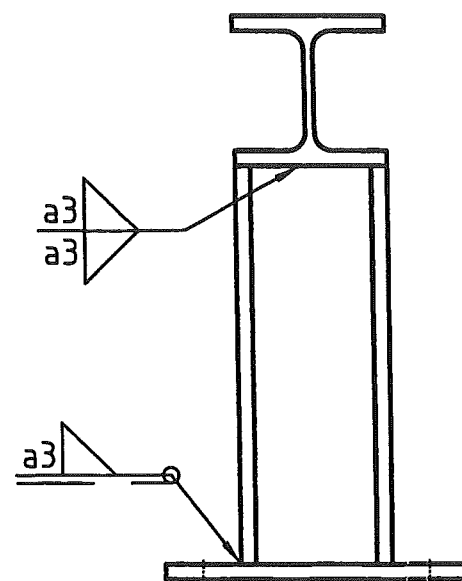
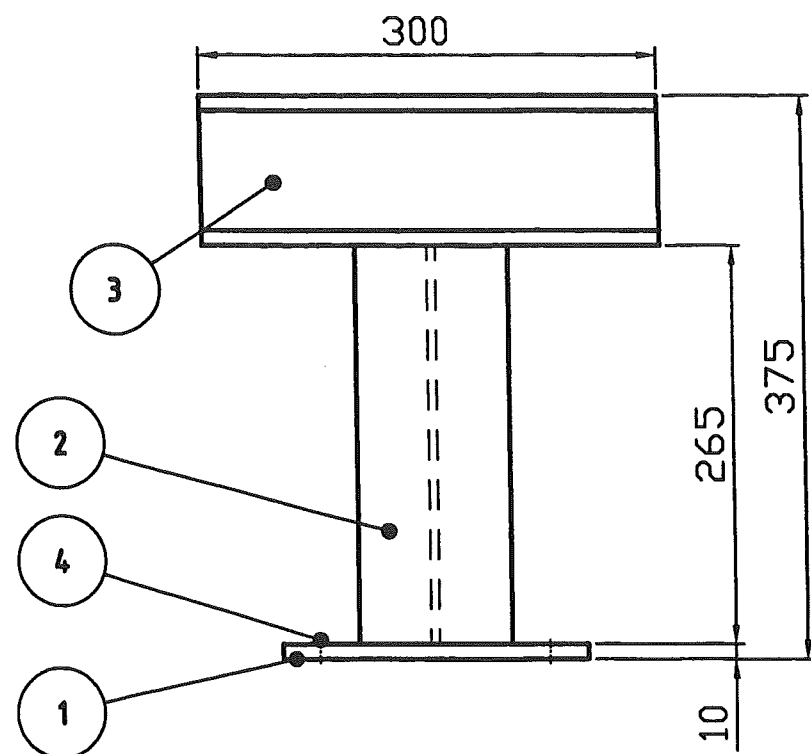
Support	Type	Pos.	Object	DIN EN / Manufacturer		Material	Pcs.	L mm	B mm	H mm	H1 mm	H2 mm	Single Weight kg	Total Weight kg	Surface m2
SU-527	Support	1	Steel plate	DIN EN 10025	K	St37-2	1	200	200	10			3,140	3,140	0,08
SU-527	Support	2	HEB100 profile	DIN 1025	K	St37-2	1	1200					24,480	24,480	0,8232
SU-527	Support	3	HEB100 profile	DIN 1025	K	St37-2	2	300					6,120	12,240	0,4116
SU-527	Support	4	Steel plate	DIN EN 10025	K	St37-2	2	100	100	10			0,785	1,570	0,04
SU-527	Support	5	Hexagonal Screw M12x40mm	DIN EN ISO 4014	S	8.8	8	40					0,082	0,656	
SU-527	Support	6	Hexagonal Nut M12	DIN EN ISO 4032	S	8	8						0,031	0,248	
SU-527	Support	7	Washer M12	DIN EN ISO 7090	S	8	16						0,006	0,100	
SU-527	Support	8	Anchor bolt HST-R M12x145/50	HILTI	A	A4-70	4							0,000	

<div>Replaces: 79____ Replaced by: 79_____</div>	Date :	Name :	Checked:	History file:
	24.11.04	WIP/Rad.	—	792.87247
	Job code: K70101 Reference: ASU Kosice			Scale 1:5 Sheet: 527
				Original format DIN A3 of — Sheets
Title: SU-527			Drawing No.: 792.87247	
			Rev. _____	



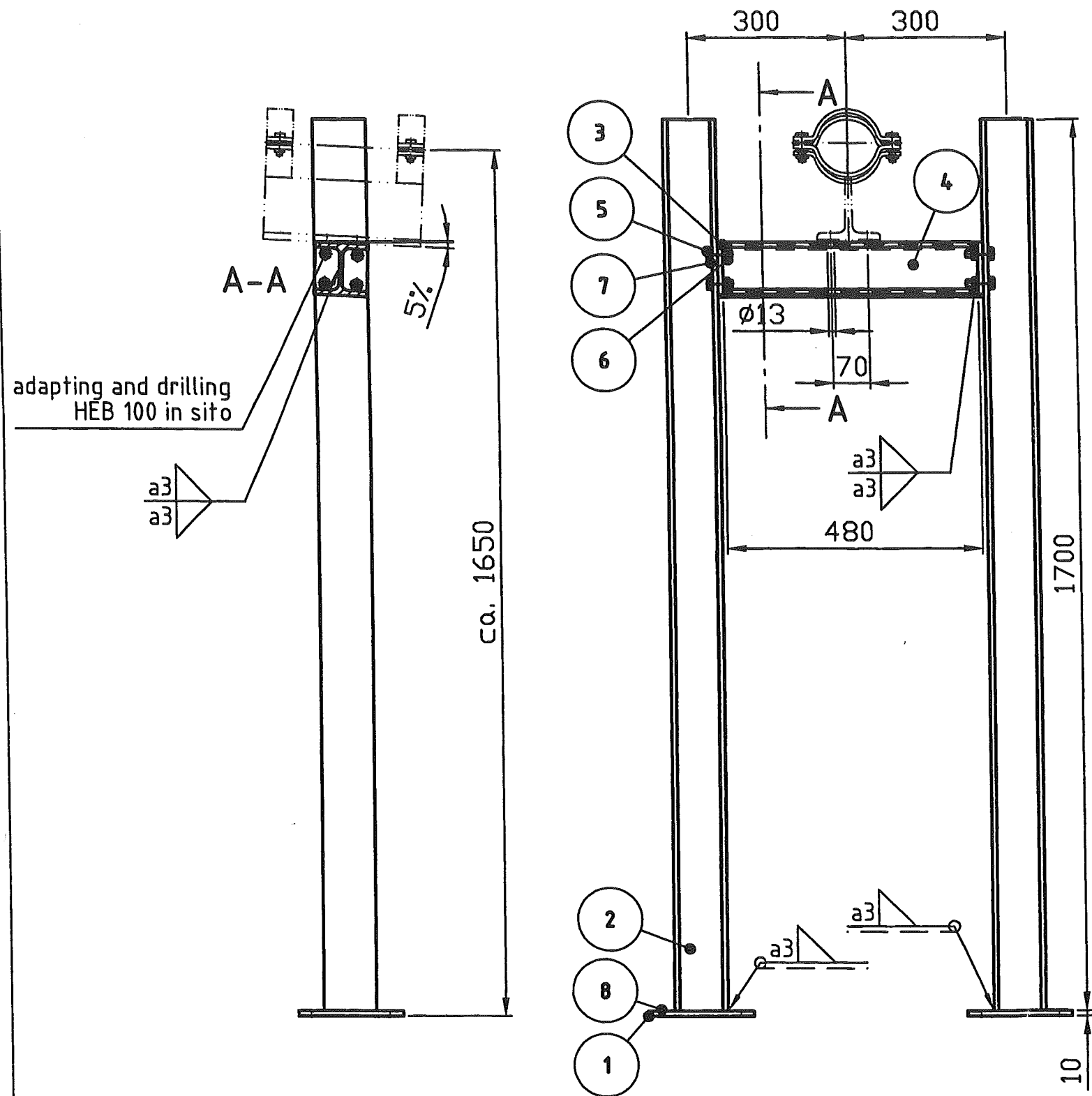
Support	Type	Pos.	Object	DIN EN / Manufacturer	Material	Pcs.	L mm	B mm	H mm	H1 mm	H2 mm	Single Weight kg	Total Weight kg	Surface m2
SU-528	Support	1	Steel plate	DIN EN 10025	K St37-2	1	200	200	10			3,140	3,140	0,08
SU-528	Support	2	HEB100 profile	DIN 1025	K St37-2	1	1300					26,520	26,520	0,8918
SU-528	Support	3	HEB100 profile	DIN 1025	K St37-2	1	300					6,120	6,120	0,2058
SU-528	Support	4	Steel plate	DIN EN 10025	K St37-2	1	100	100	10			0,785	0,785	0,02
SU-528	Support	5	Hexagonal Screw M12x40mm	DIN EN ISO 4014	S 8.8	4	40					0,082	0,328	
SU-528	Support	6	Hexagonal Nut M12	DIN EN ISO 4032	S 8	4						0,031	0,124	
SU-528	Support	7	Washer M12	DIN EN ISO 7090	S 8	8						0,006	0,050	
SU-528	Support	8	Anchor bolt HST-R M12x145/50	HILTI	A A4-70	4							0,000	

	Date :	Name :	Checked:	History file:	
	24.11.04	WIP/Rad.	—	792.87247	
	Job code: K70101			Scale 1:10	Original format DIN A3
	Reference: ASU Kosice			Sheet: 528	of — Sheets
Replaces: 79__	Title:			Drawing No.:	Rev.
Replaced by: 79__	SU—528			792.87247	—

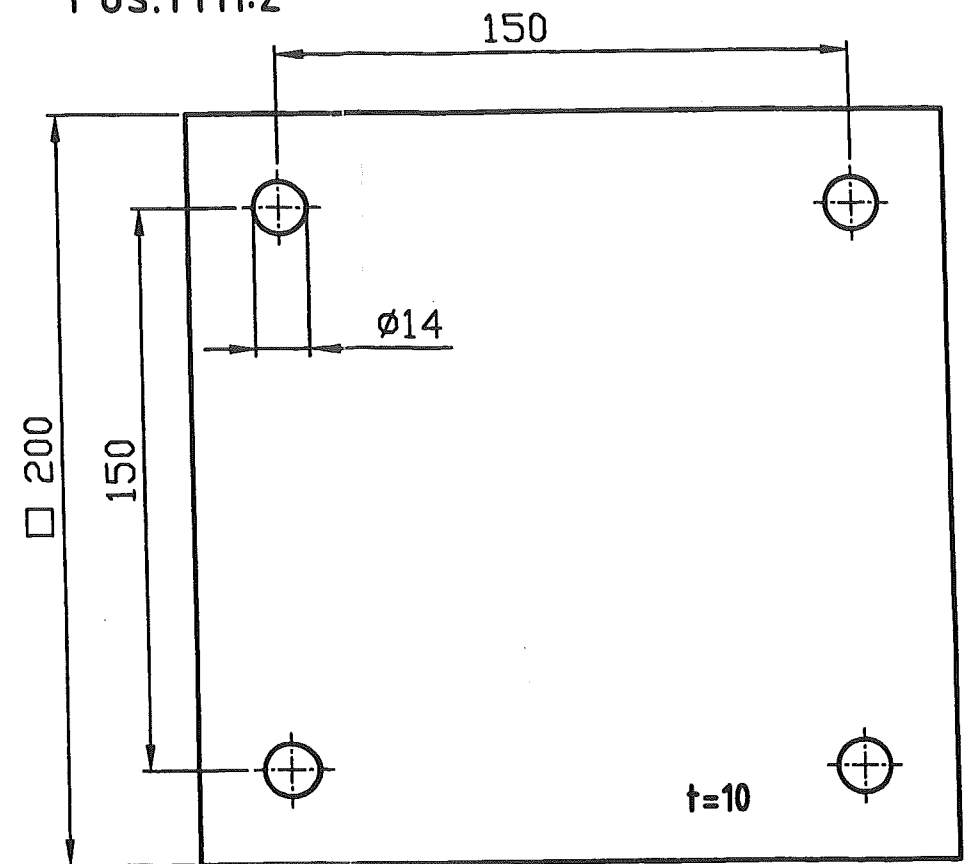


Support	Type	Pos.	Object	DIN EN / Manufacturer		Material	Pcs.	L mm	B mm	H mm	H1 mm	H2 mm	Single Weight kg	Total Weight kg	Surface m2
SU-529	Support	1	Steel plate	DIN EN 10025	K	St37-2	1	200	200	10			3,140	3,140	0,08
SU-529	Support	2	HEB100 profile	DIN 1025	K	St37-2	1	265					5,406	5,406	0,1818
SU-529	Support	3	HEB100 profile	DIN 1025	K	St37-2	1	300					6,120	6,120	0,2058
SU-529	Support	4	Anchor bolt HST-R M12x145/50	HILTI	A	A4-70	4							0,000	

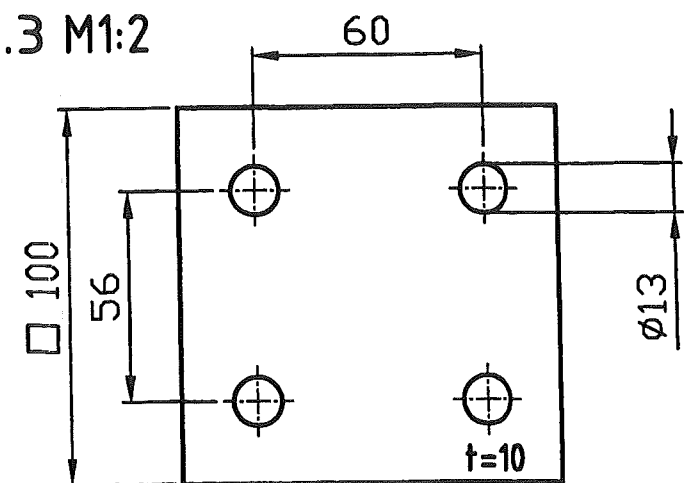
	Date :	Name :	Checked:	History file:	
	24.11.04	WIP/Rad.	—	792.87247	
	Job code: K70101			Scale 1:5	Original format DIN A3
	Reference: ASU Kosice			Sheet: 529	of — Sheets
Replaces: 79_._		Title:		Drawing No.:	
Replaced by: 79_._		SU-529		792.87247	
				Rev.	



Pos.1 M1:2



Pos.3 M1:2

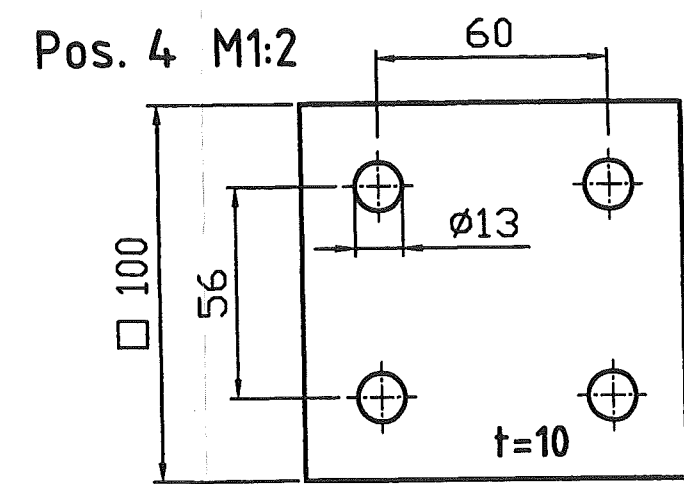
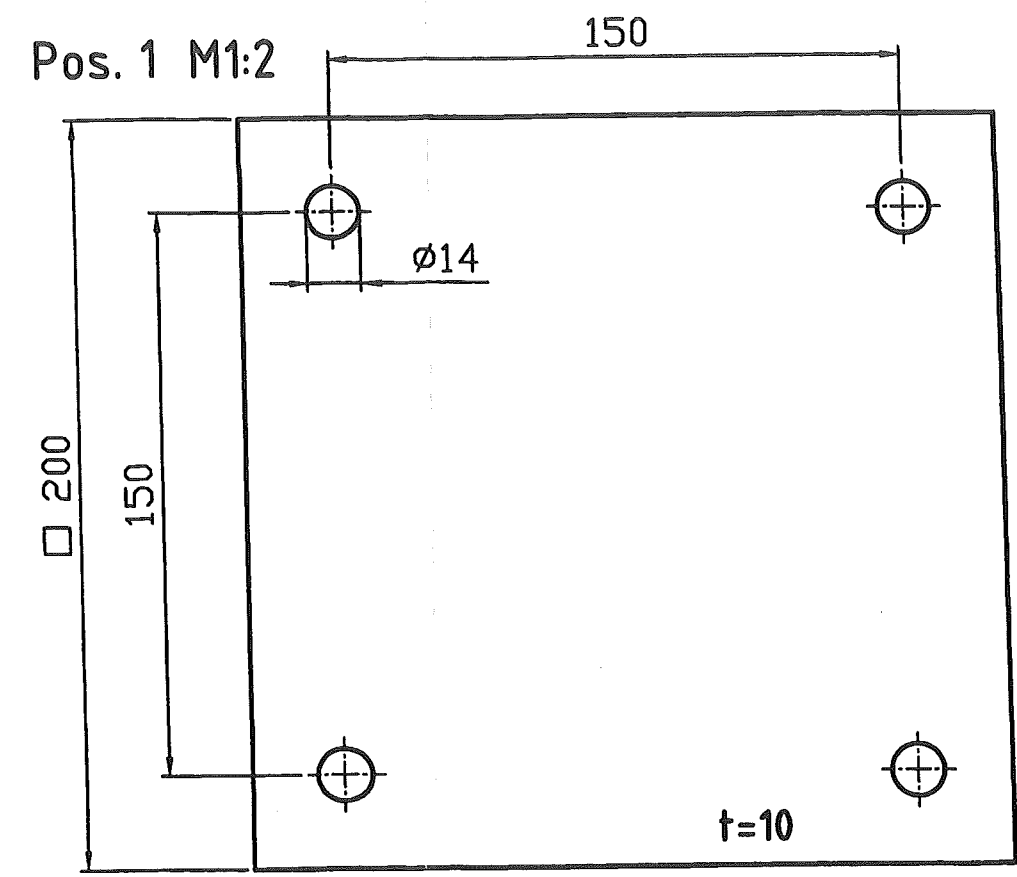
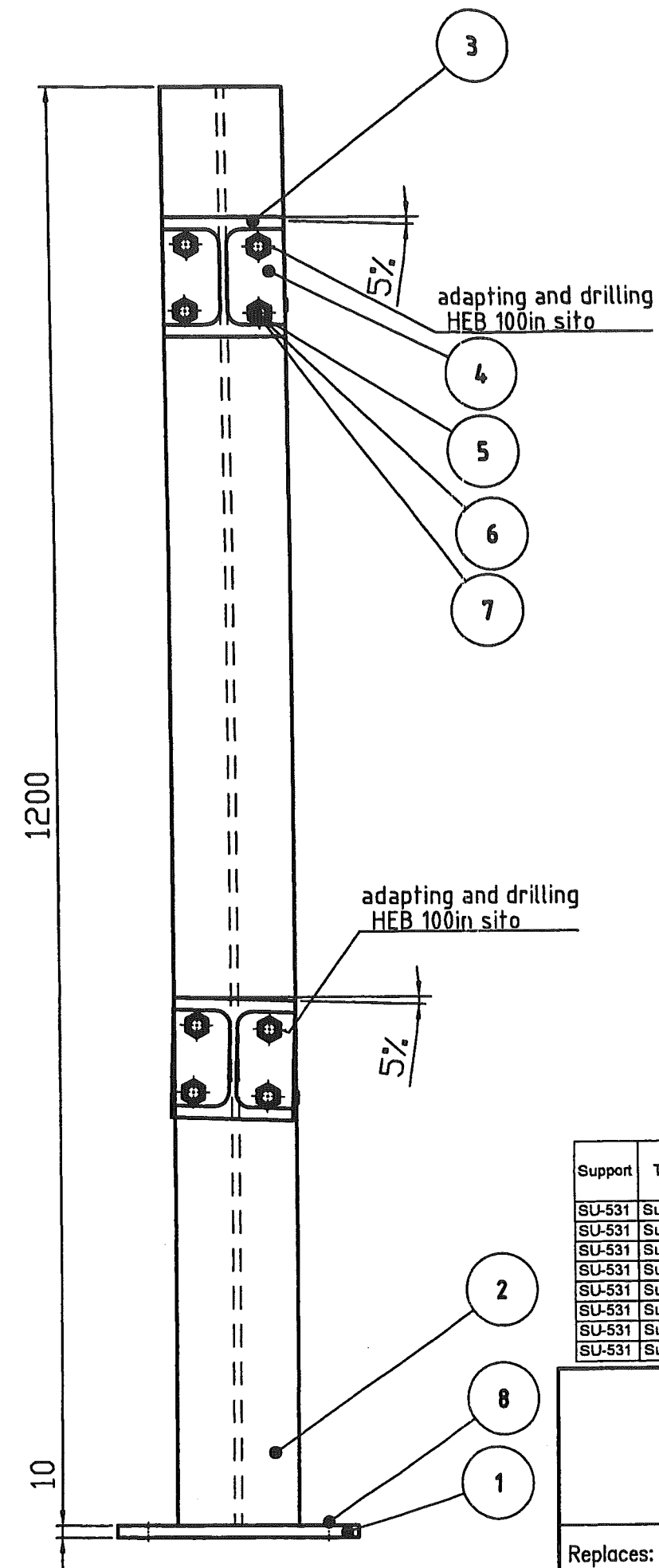
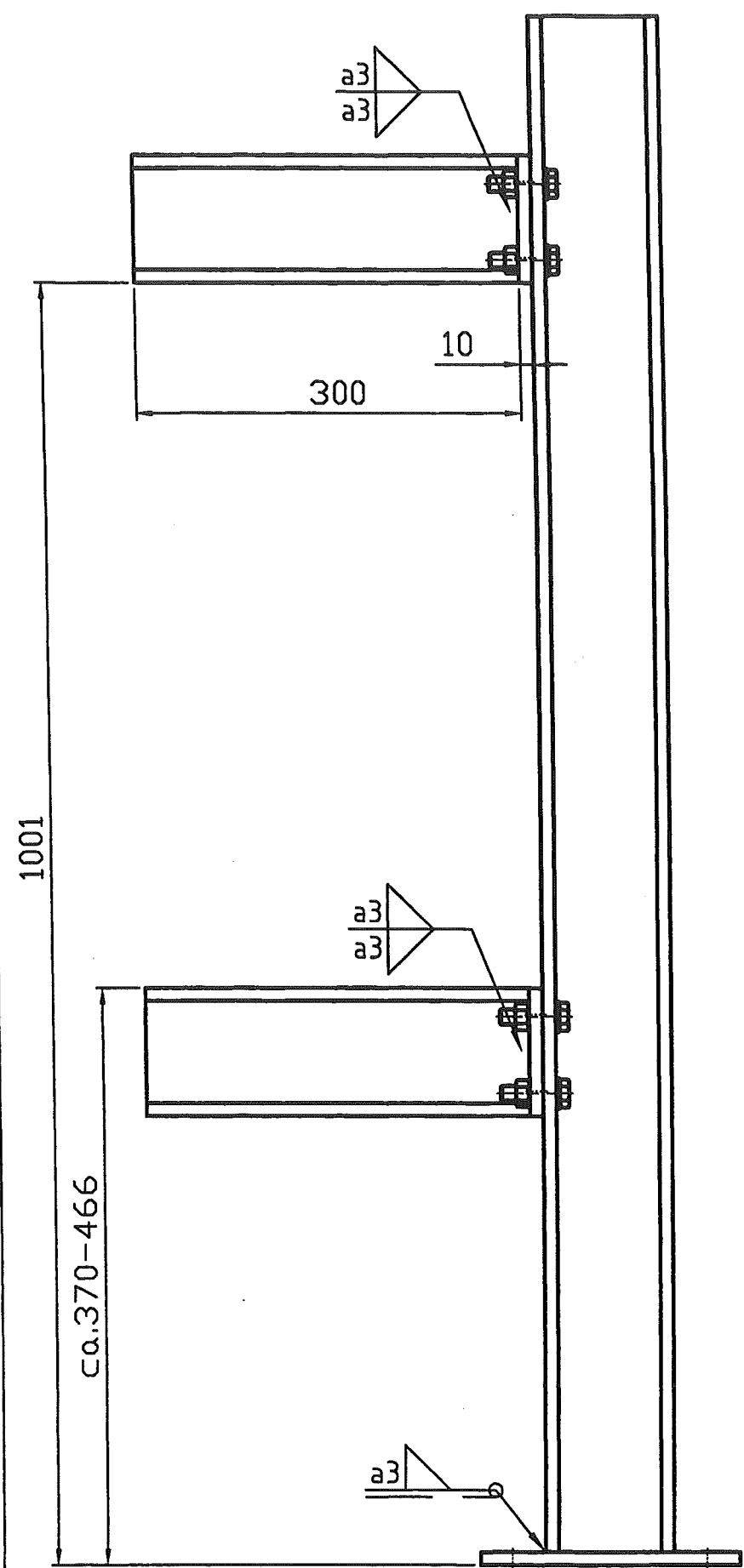


Support	Type	Pos.	Object	DIN EN / Manufacturer		Material	Pcs.	L mm	B mm	H mm	H1 mm	H2 mm	Single Weight kg	Total Weight kg	Surface m2
SU-530	Support	1	Steel plate	DIN EN 10025	K	St37-2	2	200	200	10			3,140	6,280	0,16
SU-530	Support	2	HEB100 profile	DIN 1025	K	St37-2	2	1700					34,680	69,360	2,3324
SU-530	Support	3	Steel plate	DIN EN 10025	K	St37-2	2	100	100	10			0,785	1,570	0,04
SU-530	Support	4	HEB100 profile	DIN 1025	K	St37-2	1	480					9,792	9,792	0,3293
SU-530	Support	5	Hexagonal Screw M12x40mm	DIN EN ISO 4014	S	8.8	8	40					0,082	0,656	
SU-530	Support	6	Hexagonal Nut M12	DIN EN ISO 4032	S	8	8						0,031	0,248	
SU-530	Support	7	Washer M12	DIN EN ISO 7090	S	8	16						0,006	0,100	
SU-530	Support	8	Anchor bolt HST-R M12x145/50	HILTI	A	A4-70	8							0,000	

	Date :	Name :	Checked:	History file:	
	24.11.04	WIP/Rad.	—	792.87247	
	Job code: K70101 Reference: ASU Kosice			Scale 1:10	Original format DIN A3
				Sheet: 530	of — Sheets
Replaces: 79_._	Title: SU—530			Drawing No.:	Rev.
Replaced by: 79_._-----				792.87247	—

it may not be copied or used without our written  
authorization and it is strictly prohibited  
to disclose it to any third parties.

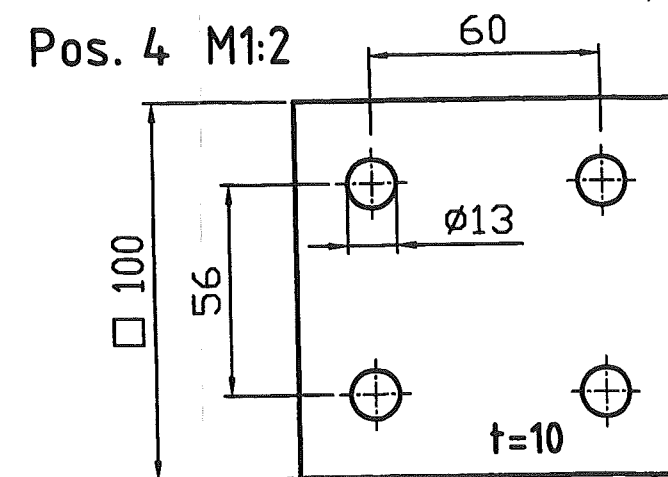
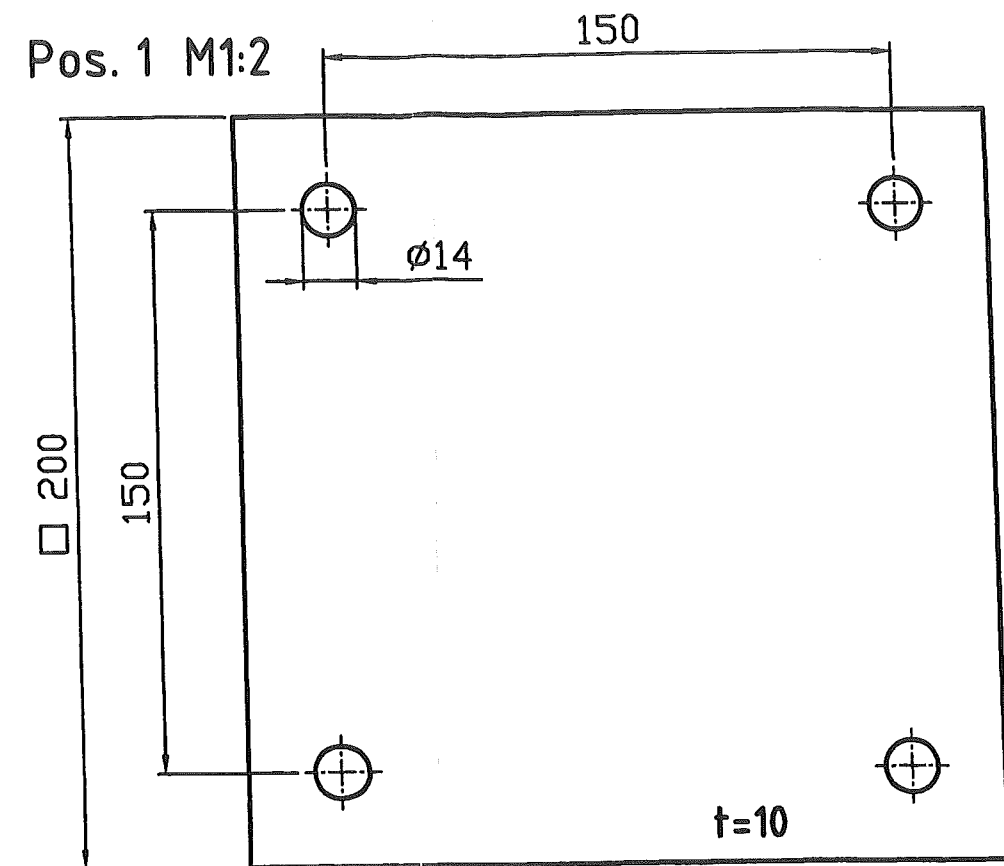
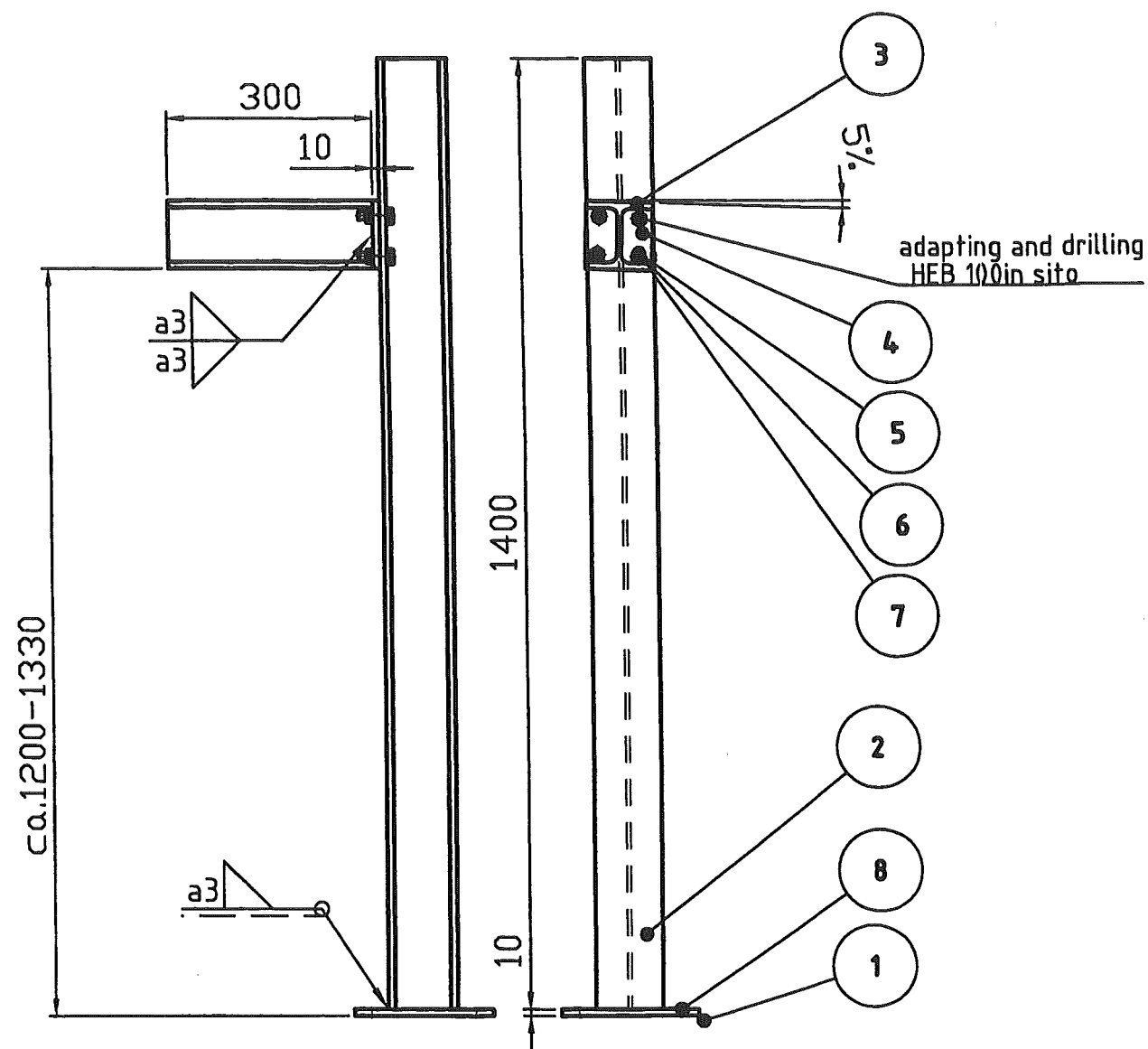
150  
135  
120  
90  
75  
60  
45  
30  
15  
5



Support	Type	Pos.	Object	DIN EN / Manufacturer	Material	Pcs.	L mm	B mm	H mm	H1 mm	H2 mm	Single Weight kg	Total Weight kg	Surface m2
SU-531	Support	1	Steel plate	DIN EN 10025	K	SI37-2	1	200	200	10		3,140	3,140	0,08
SU-531	Support	2	HEB 100 profile	DIN 1025	K	SI37-2	1	1200				24,480	24,480	0,8232
SU-531	Support	3	HEB 100 profile	DIN 1025	K	SI37-2	2	300				6,120	12,240	0,4116
SU-531	Support	4	Steel plate	DIN EN 10025	K	SI37-2	2	100	100	10		0,785	1,570	0,04
SU-531	Support	5	Hexagonal Screw M12x40mm	DIN EN ISO 4014	S	8.8	8	40				0,082	0,656	
SU-531	Support	6	Hexagonal Nut M12	DIN EN ISO 4032	S	8	8					0,031	0,248	
SU-531	Support	7	Washer M12	DIN EN ISO 7090	S	8	16					0,006	0,100	
SU-531	Support	8	Anchor bolt HST-R M12x145/50	HILTI	A	A4-70	4						0,000	

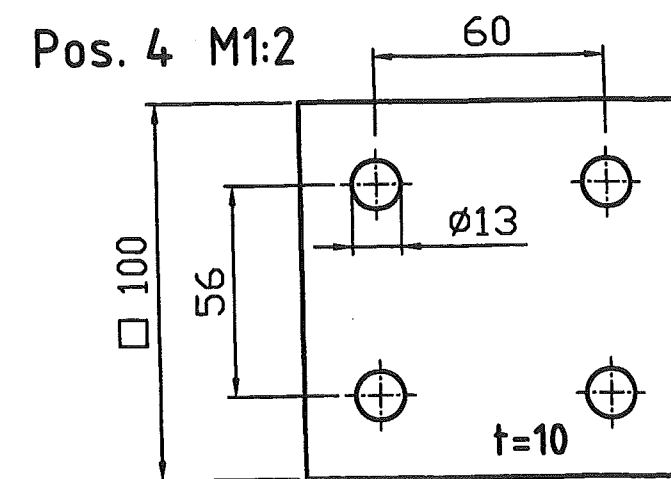
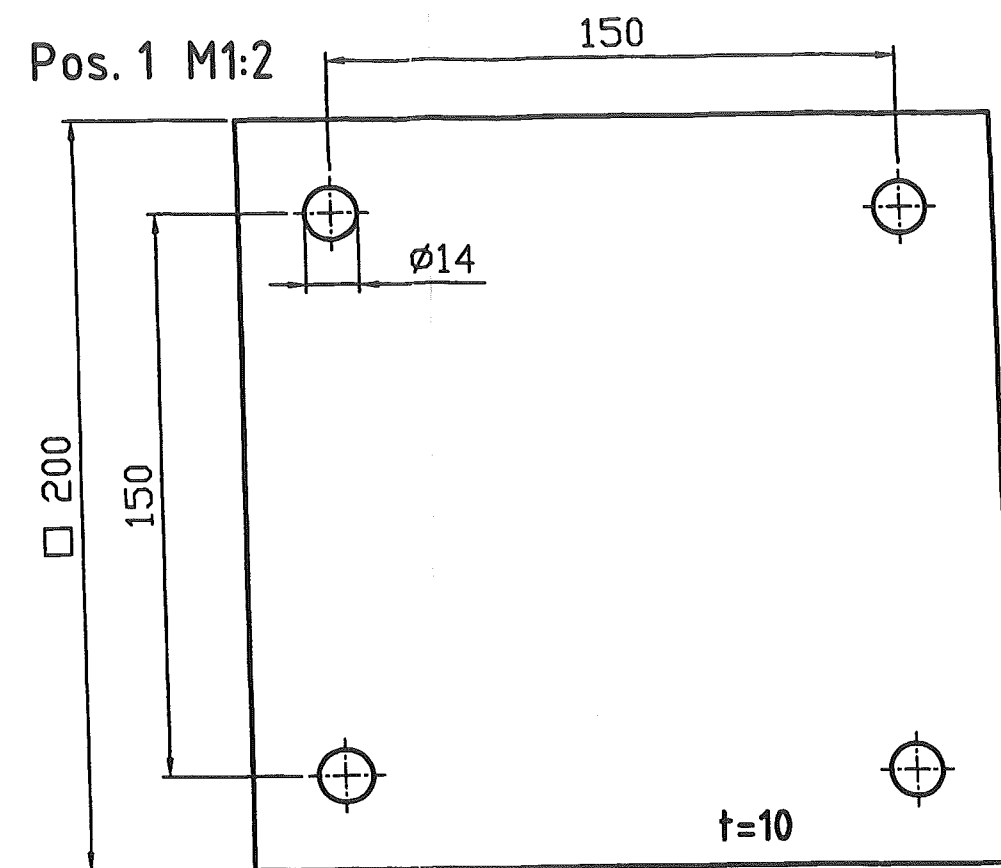
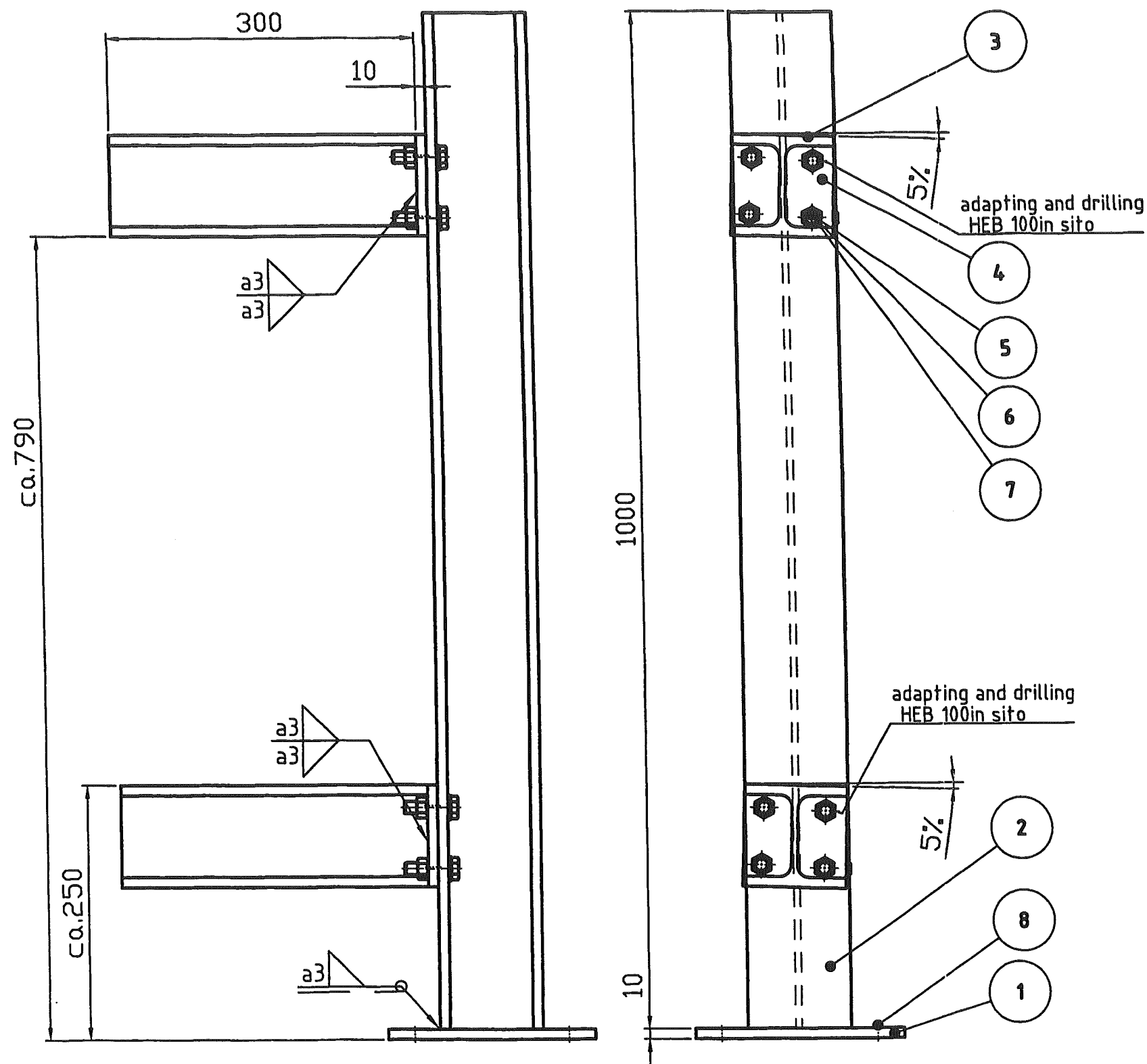
Replaces: 79____ Replaced by: 79____	Date : 24.11.04	Name : WIP/Rad.	Checked: -	History file: 792.87247	
	Job code: K70101		Scale 1:5	Original format DIN A3	
	Reference: ASU Kosice		Sheet: 531	of - Sheets	
Title: SU-531			Drawing No.: 792.87247		Rev. -





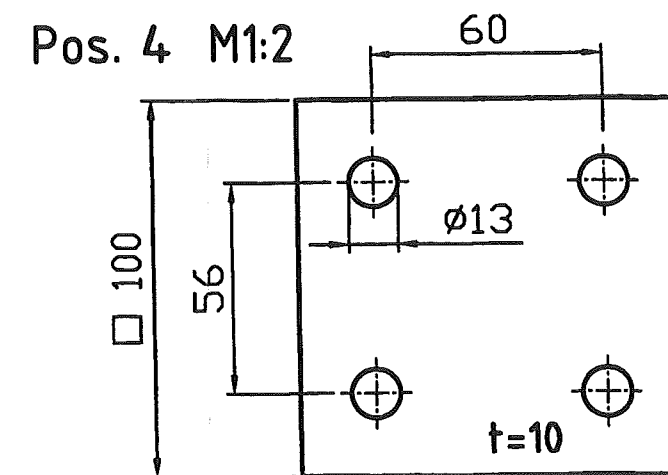
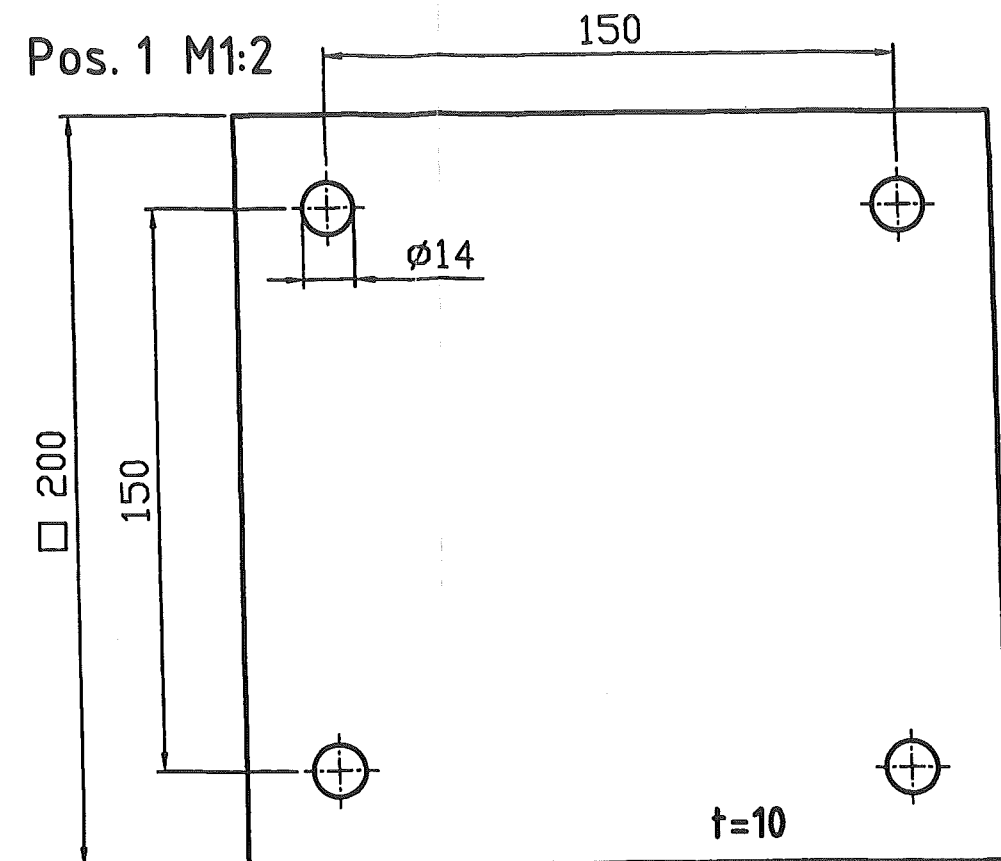
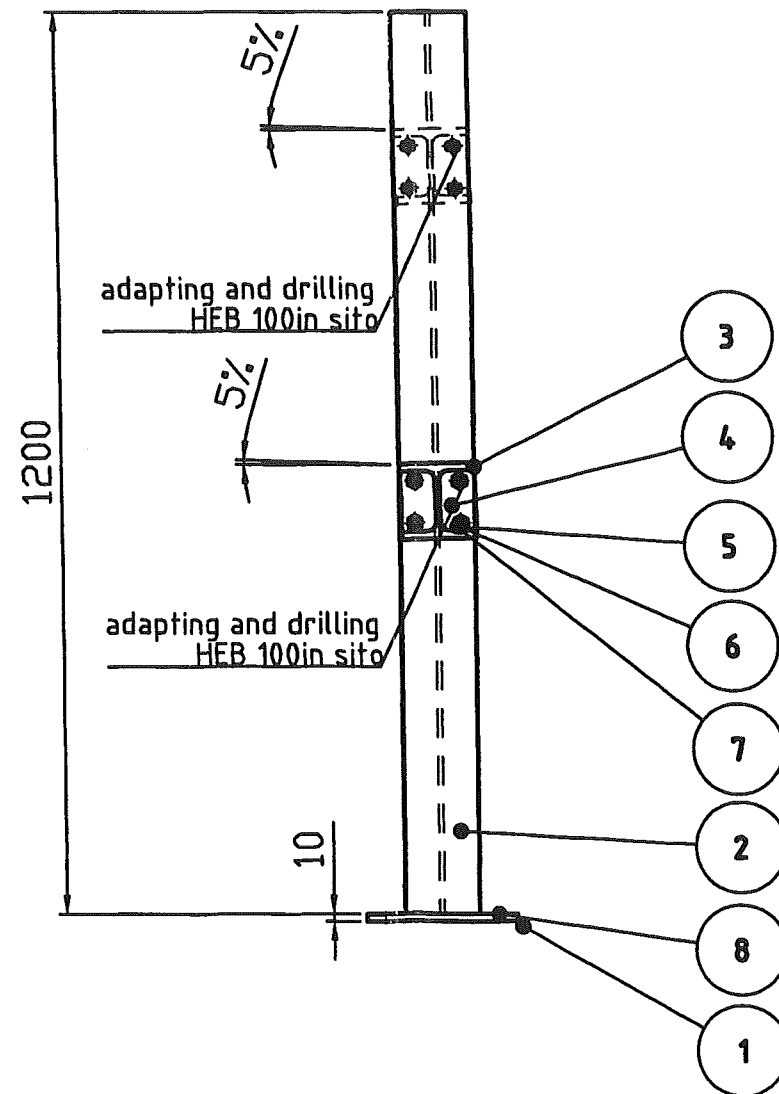
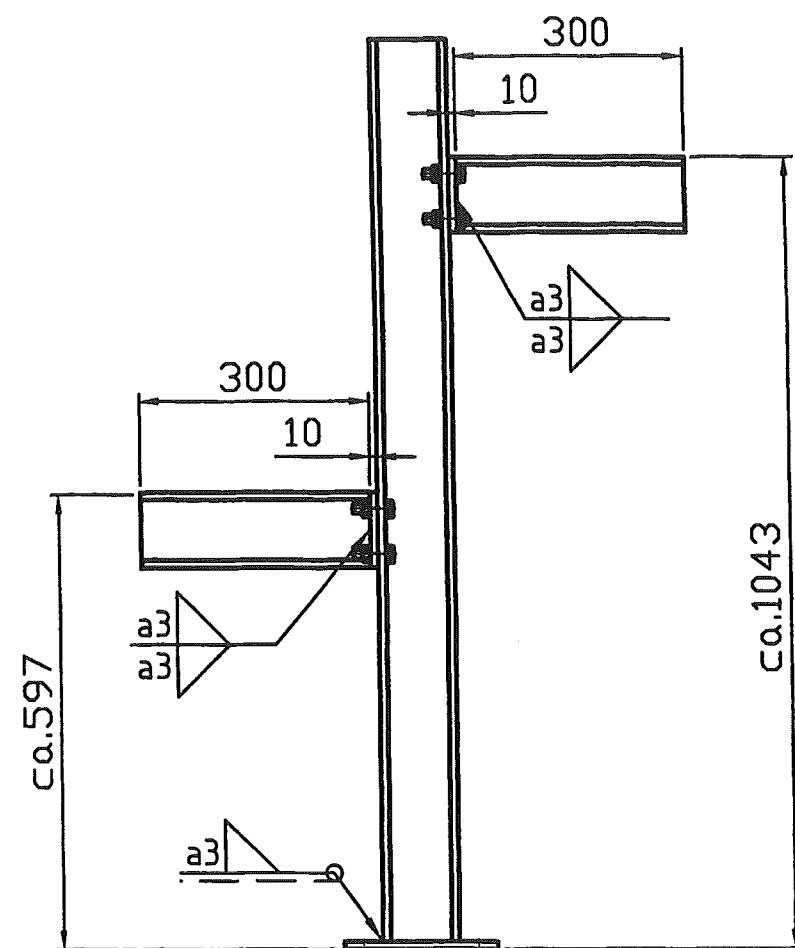
Support	Type	Pos.	Object	DIN EN / Manufacturer		Material	Pcs.	L mm	B mm	H mm	H1 mm	H2 mm	Single Weight kg	Total Weight kg	Surface m2
SU-532	Support	1	Steel plate	DIN EN 10025	K	St37-2	1	200	200	10			3,140	3,140	0,08
SU-532	Support	2	HEB100 profile	DIN 1025	K	St37-2	1	1400					28,560	28,560	0,9604
SU-532	Support	3	HEB100 profile	DIN 1025	K	St37-2	1	300					6,120	6,120	0,2058
SU-532	Support	4	Steel plate	DIN EN 10025	K	St37-2	1	100	100	10			0,785	0,785	0,02
SU-532	Support	5	Hexagonal Screw M12x40mm	DIN EN ISO 4014	S	8.8	4	40					0,082	0,328	
SU-532	Support	6	Hexagonal Nut M12	DIN EN ISO 4032	S	8	4						0,031	0,124	
SU-532	Support	7	Washer M12	DIN EN ISO 7090	S	8	8						0,006	0,050	
SU-532	Support	8	Anchor bolt HST-R M12x145/50	HILTI	A	A4-70	4							0,000	

Replaces: 79____ Replaced by: 79_____	Date : 24.11.04	Name : WIP/Rad.	Checked: -	History file: 792.87247	
	Job code: K70101		Scale 1:10	Original format DIN A3	
	Reference: ASU Kosice		Sheet: 532	of - Sheets	
	Title: SU-532		Drawing No.: 792.87247	Rev. ____	



Support	Type	Pos.	Object	DIN EN / Manufacturer	Material	Pcs.	L mm	B mm	H mm	H1 mm	H2 mm	Single Weight kg	Total Weight kg	Surface m2
SU-533	Support	1	Steel plate	DIN EN 10025	K	SI37-2	1	200	200	10		3,140	3,140	0,08
SU-533	Support	2	HEB100 profile	DIN 1025	K	SI37-2	1	1000				20,400	20,400	0,686
SU-533	Support	3	HEB100 profile	DIN 1025	K	SI37-2	2	300				6,120	12,240	0,4116
SU-533	Support	4	Steel plate	DIN EN 10025	K	SI37-2	2	100	100	10		0,785	1,570	0,04
SU-533	Support	5	Hexagonal Screw M12x40mm	DIN EN ISO 4014	S	8.8	8	40				0,082	0,656	
SU-533	Support	6	Hexagonal Nut M12	DIN EN ISO 4032	S	8	8					0,031	0,248	
SU-533	Support	7	Washer M12	DIN EN ISO 7090	S	8	16					0,006	0,100	
SU-533	Support	8	Anchor bolt HST-R M12x145/50	HILTI	A	A4-70	4						0,000	

Replaces: 79_._ Replaced by: 79_._	Date : 24.11.04	Name : WIP/Rad.	Checked: -	History file: 792.87247	
	Job code: K70101		Scale 1:5	Original format DIN A3	
	Reference: ASU Kosice		Sheet: 533	of - Sheets	
	Title: SU-533		Drawing No.: 792.87247	Rev. -	



Support	Type	Pos.	Object	DIN EN / Manufacturer		Material	Pcs.	L mm	B mm	H mm	H1 mm	H2 mm	Single Weight kg	Total Weight kg	Surface m2
SU-534	Support	1	Steel plate	DIN EN 10025	K	St37-2	1	200	200	10			3,140	3,140	0,08
SU-534	Support	2	HEB100 profile	DIN 1025	K	St37-2	1	1200					24,480	24,480	0,8232
SU-534	Support	3	HEB100 profile	DIN 1025	K	St37-2	2	300					6,120	12,240	0,4116
SU-534	Support	4	Steel plate	DIN EN 10025	K	St37-2	2	100	100	10			0,785	1,570	0,04
SU-534	Support	5	Hexagonal Screw M12x40mm	DIN EN ISO 4014	S	8.8	8	40					0,082	0,656	
SU-534	Support	6	Hexagonal Nut M12	DIN EN ISO 4032	S	8	8						0,031	0,248	
SU-534	Support	7	Washer M12	DIN EN ISO 7090	S	8	16						0,008	0,100	
SU-534	Support	8	Anchor bolt HST-R M12x145/50	HILTI	A	A4-70	4							0,000	

Replaces: 79____ Replaced by: 79_____	Date : 26.11.04	Name : WIP/Rad.	Checked: —	History file: 792.87247	
	Job code: K70101		Scale 1:10	Original format DIN A3	
	Reference: ASU Kosice		Sheet: 534	of — Sheets	
	Title: SU-534		Drawing No.: 792.87247		Rev. —

2401

10

5

Fundament

10

1527

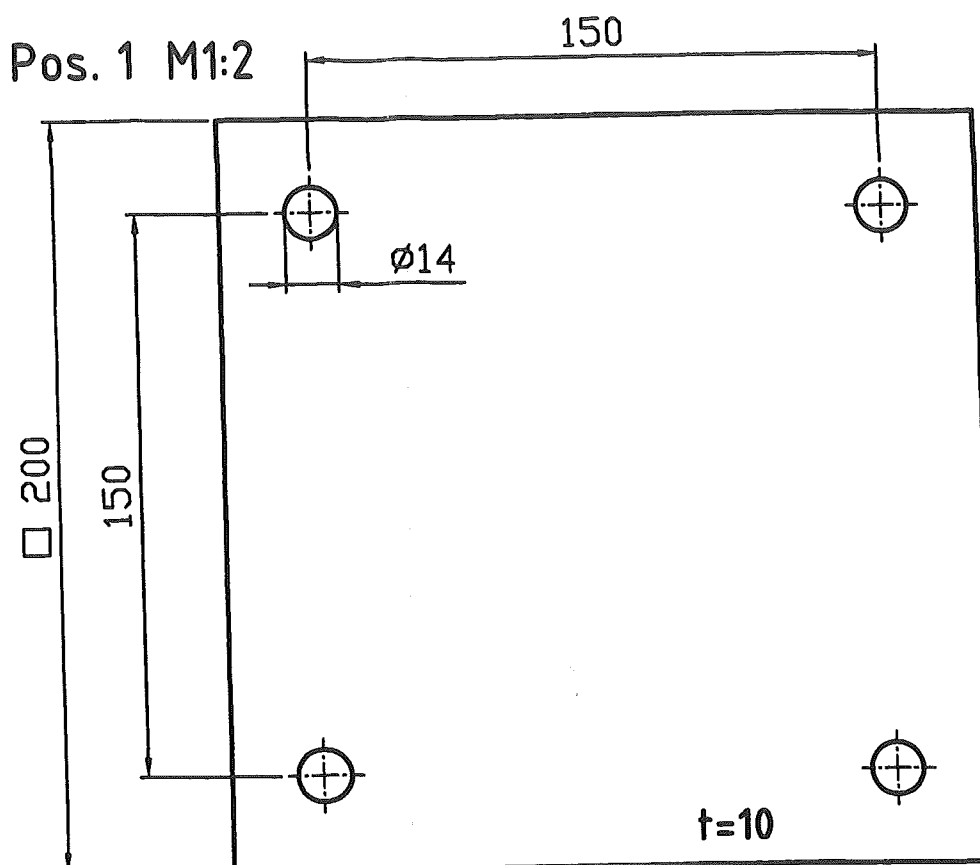
1667

L=300

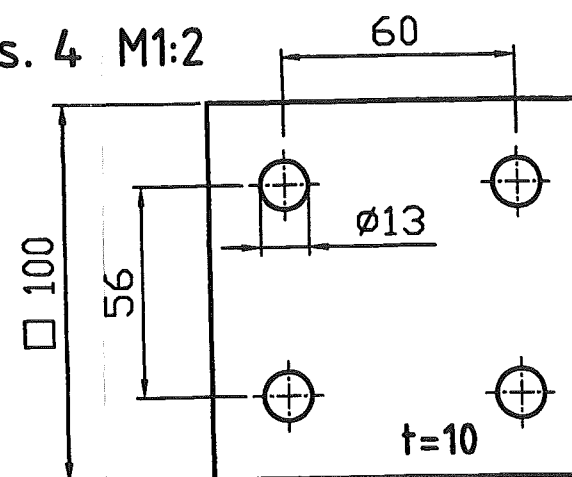
2511

Fundament

Pos. 1 M1:2



Pos. 4 M1:2



Support	Type	Pos.	Object	DIN EN / Manufacturer	Material	Pcs.	L mm	B mm	H mm	H1 mm	H2 mm	Single Weight kg	Total Weight kg	Surface m2
SU-535	Support	1	Steel plate	DIN EN 10025	K St37-2	2	200	200	10			3,140	6,280	0,16
SU-535	Support	2	HEB100 profile	DIN 1025	K St37-2	1	2401					48,980	48,980	1,6471
SU-535	Support	3	HEB100 profile	DIN 1025	K St37-2	2	300					6,120	12,240	0,4116
SU-535	Support	4	Steel plate	DIN EN 10025	K St37-2	2	100	100	10			0,785	1,570	0,04
SU-535	Support	5	Hexagonal Screw M12x40mm	DIN EN ISO 4014	S 8.8	8	40					0,082	0,656	
SU-535	Support	6	Hexagonal Nut M12	DIN EN ISO 4032	S 8	8						0,031	0,248	
SU-535	Support	7	Washer M12	DIN EN ISO 7090	S 8	16						0,006	0,100	
SU-535	Support	8	Anchor bolt HST-R M12x145/50	HILTI	A A4-70	4							0,000	

Date :

26.11.04

Name :

WIP/Rad.

Checked:

—

History file:

792.87247

Job code: K70101

Reference: ASU Kosice

Scale  
1:10

Original format  
DIN A3

Sheet: 535

of — Sheets

Replaces: 79\_

Replaced by: 79\_

Title:

SU-535

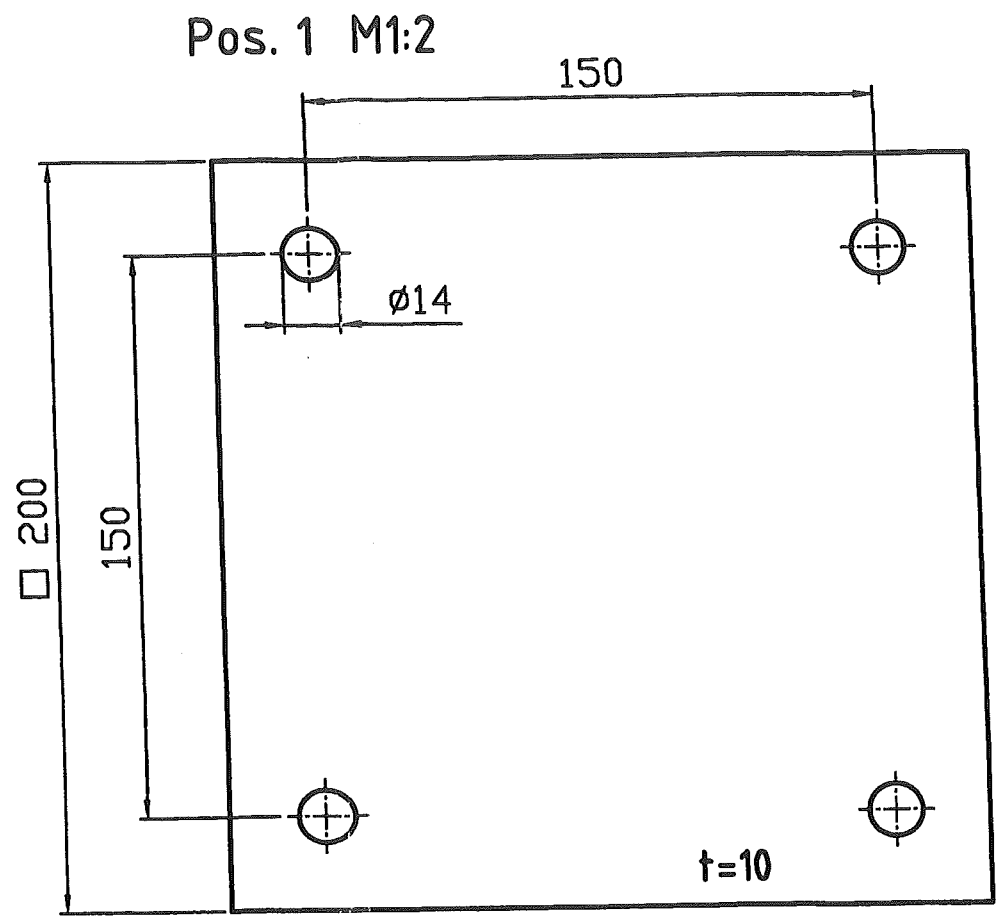
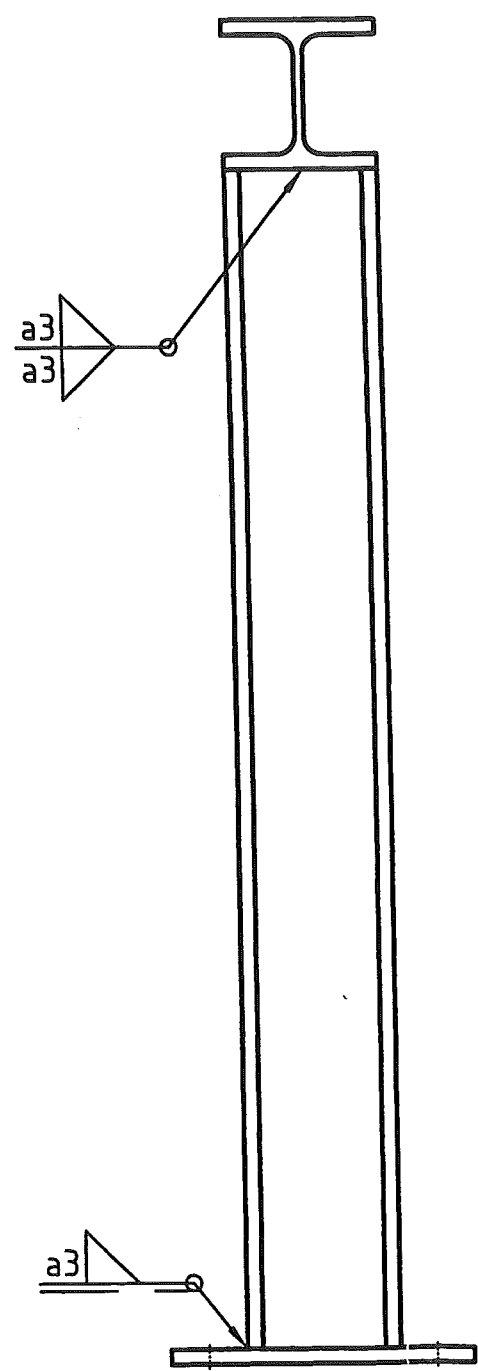
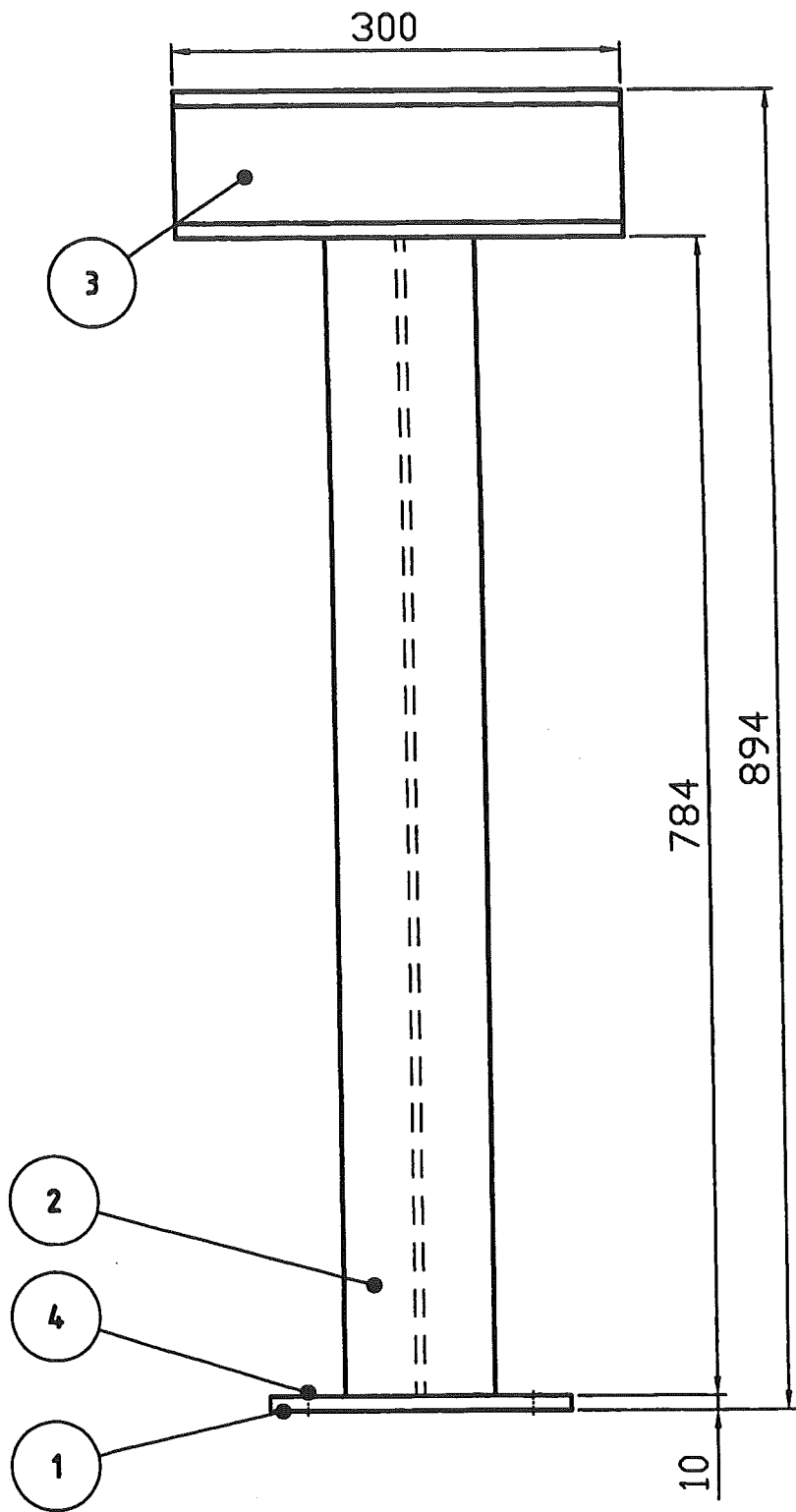
Drawing No.:

792.87247

Rev.

It may not be copied or used without our written authorization and it is strictly prohibited to disclose it to any third parties.

150  
135  
120  
90  
75  
60  
45  
30  
15  
5

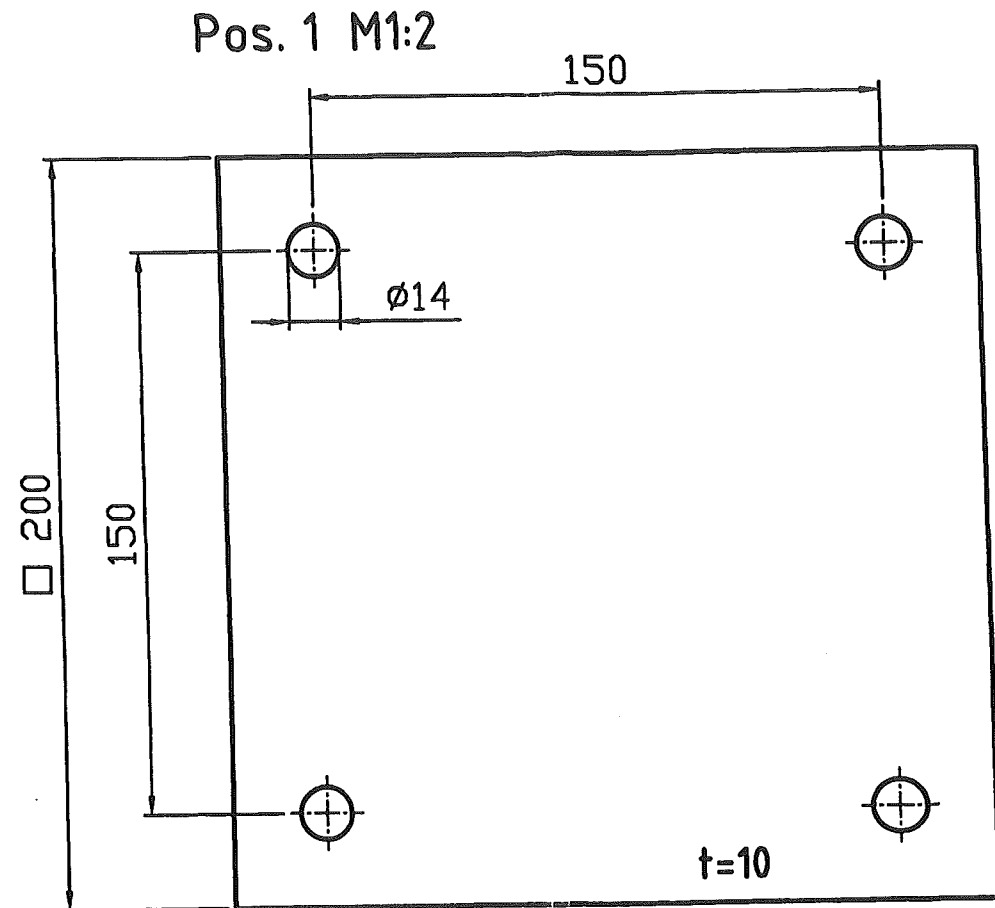
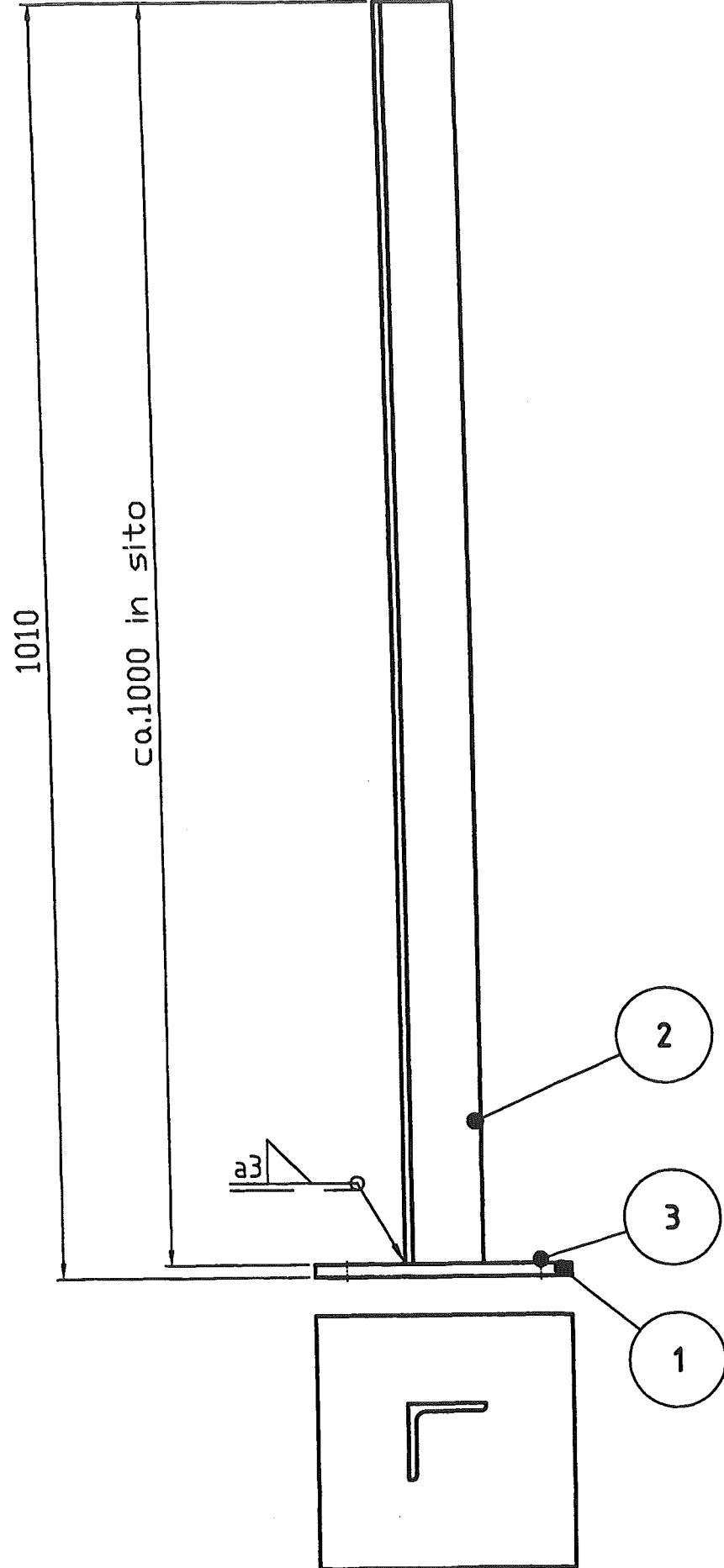


Support	Type	Pos.	Object	DIN EN / Manufacturer	Material	Pcs.	L mm	B mm	H mm	H1 mm	H2 mm	Single Weight kg	Total Weight kg	Surface m2
SU-536	Support	1	Steel plate	DIN EN 10025 K	St37-2	1	200	200	10			3,140	3,140	0,08
SU-536	Support	2	HEB100 profile	DIN 1025 K	St37-2	1	784					15,994	15,994	0,5378
SU-536	Support	3	HEB100 profile	DIN 1025 K	St37-2	1	300					6,120	6,120	0,2058
SU-536	Support	4	Anchor bolt HST-R M12x145/50	HILTI A	A4-70	4							0,000	

Replaces: 79_— Replaced by: 79_—	Date : 29.11.04	Name : WIP/Rad.	Checked: —	History file: 792.87247
	Job code: K70101 Reference: ASU Kosice		Scale 1:5	Original format DIN A3
	Title: SU-536		Sheet: 536 of — Sheets	Drawing No.: 792.87247 Rev. —

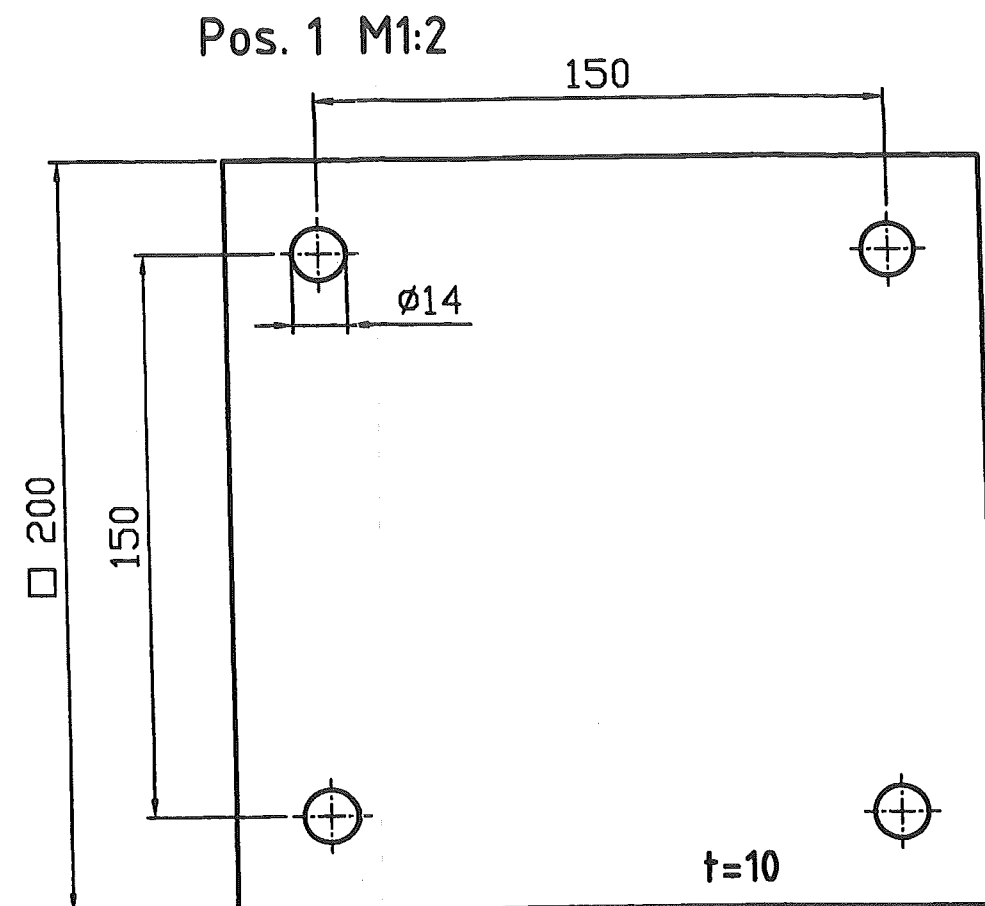
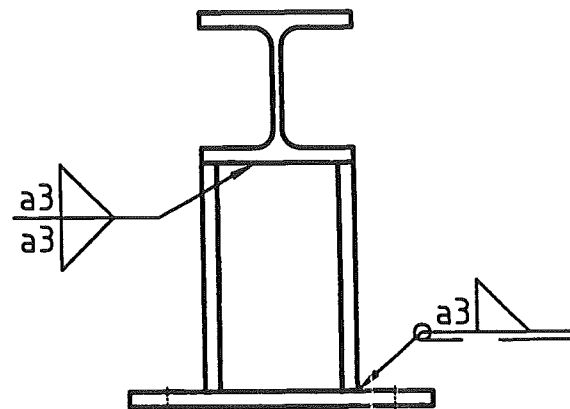
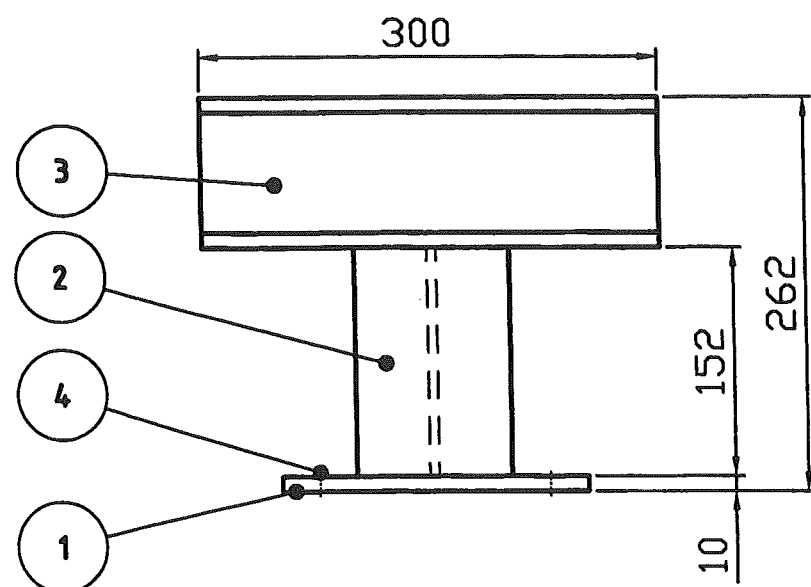
THIS DRAWING IS PROTECTED BY COPYRIGHT.  
IT MAY NOT BE COPIED OR USED WITHOUT OUR WRITTEN  
AUTHORIZATION AND IT IS STRICTLY PROHIBITED  
TO DISCLOSE IT TO ANY THIRD PARTIES.

150  
135  
120  
90  
75  
60  
45  
30  
15  
5



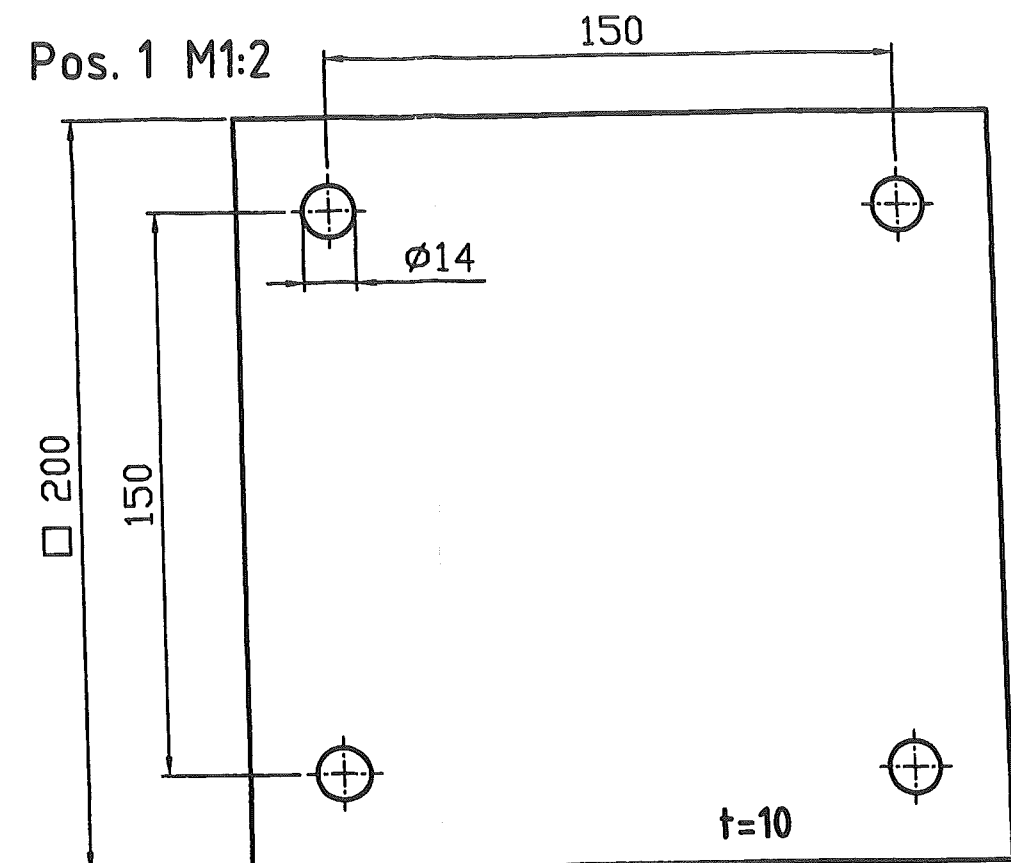
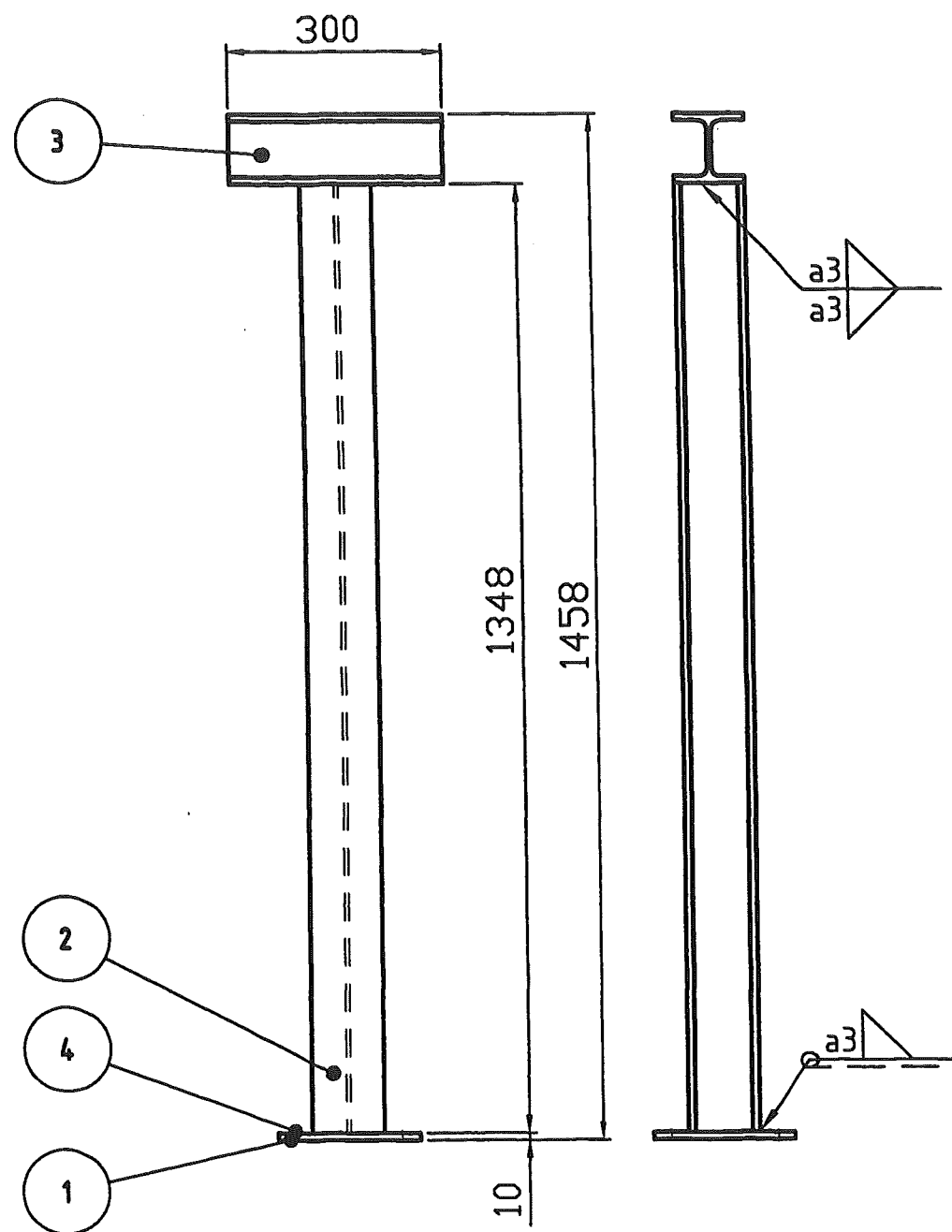
Support	Type	Pos.	Object	DIN EN / Manufacturer		Material	Pcs.	L mm	B mm	H mm	H1 mm	H2 mm	Single Weight kg	Total Weight kg	Surface m2
SU-537	Support	1	Steel plate	DIN EN 10025	K	St37-2	1	200	200	10			3,140	3,140	0,08
SU-537	Support	2	L 60 profile	DIN 1028	K	St37-2	1	1000					5,420	5,420	0,686
SU-537	Support	3	Anchor bolt HST-R M12x145/50	HILTI	A	A4-70	4							0,000	

	Date :	Name :	Checked:	History file:	
	02.12.04	WIP/Rad.	—	792.87247	
	Job code: K70101 Reference: ASU Kosice			Scale 1:5	Original format DIN A3
				Sheet: 537	of — Sheets
Replaces: 79__	Title: SU-537			Drawing No.:	Rev.
Replaced by: 79__				792.87247	__



Support	Type	Pos.	Object	DIN EN / Manufacturer	Material	Pcs.	L mm	B mm	H mm	H1 mm	H2 mm	Single Weight kg	Total Weight kg	Surface m2
SU-538	Support	1	Steel plate	DIN EN 10025	K	St37-2	1	200	200	10		3,140	3,140	0,08
SU-538	Support	2	HEB100 profile	DIN 1025	K	St37-2	1	152				3,101	3,101	0,1043
SU-538	Support	3	HEB100 profile	DIN 1025	K	St37-2	1	300				6,120	6,120	0,2058
SU-538	Support	4	Anchor bolt HST-R M12x145/50	HILTI	A	A4-70	4						0,000	

	Date :	Name :	Checked:	History file:	
	30.11.04	WIP/Rqd.	-	792.87247	
	Job code: K70101			Scale	Original format
	Reference: ASU Kosice			1:5	DIN A3
				Sheet: 538	of - Sheets
				Drawing No.:	Rev.
Replaces: 79_	Title:			792.87247	
Replaced by: WIP/Rad.	SU-538				

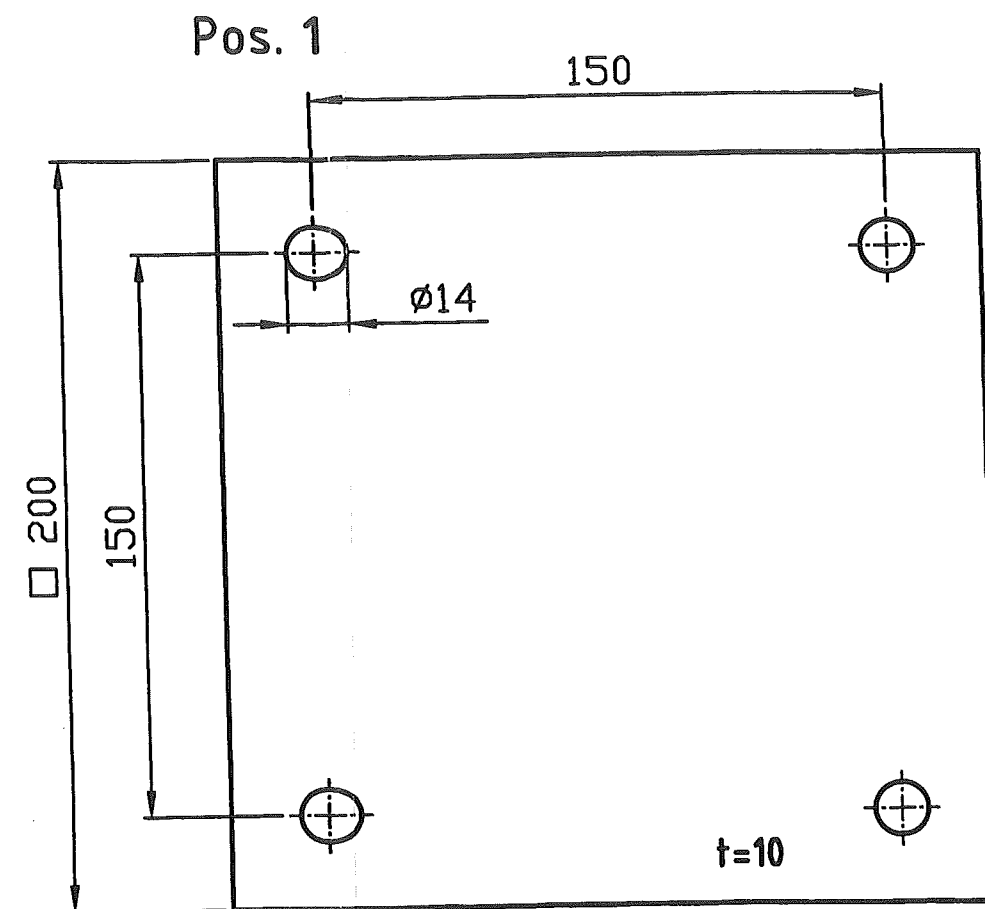
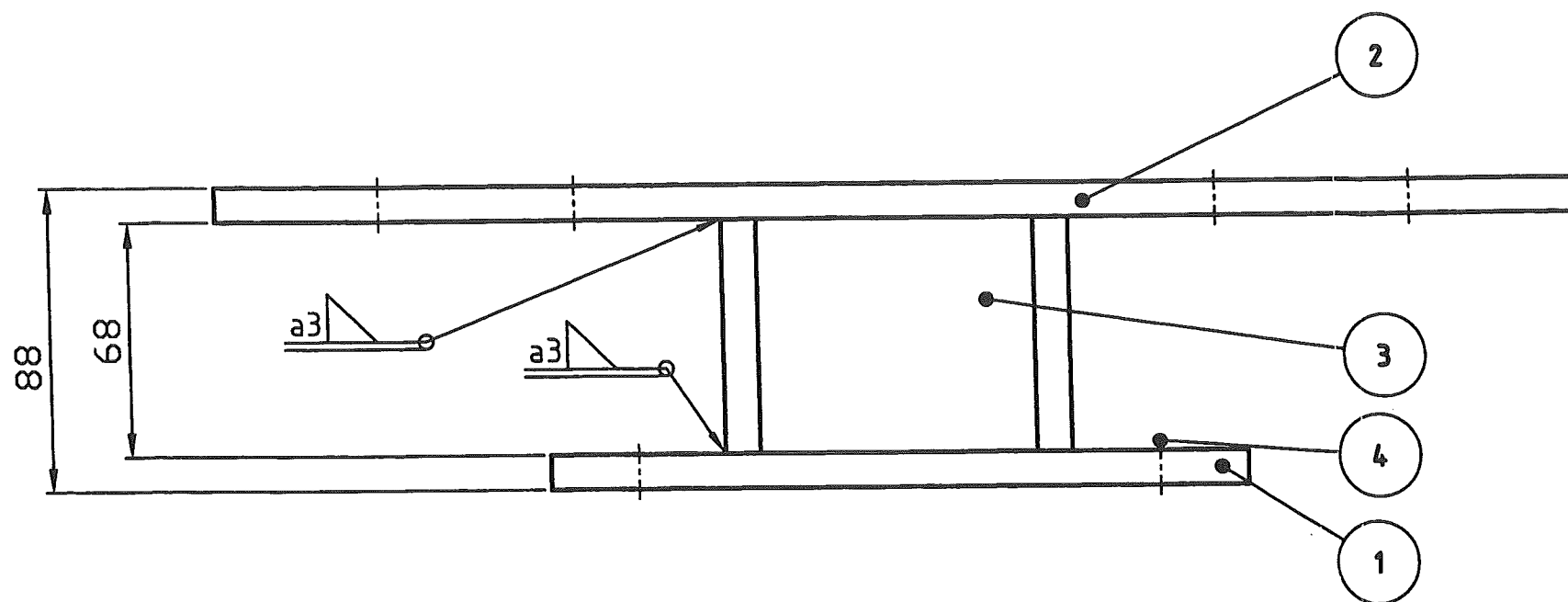


Support	Type	Pos.	Object	DIN EN / Manufacturer		Material	Pcs.	L mm	B mm	H mm	H1 mm	H2 mm	Single Weight kg	Total Weight kg	Surface m2
SU-539	Support	1	Steel plate	DIN EN 10025	K	St37-2	1	200	200	10			3,140	3,140	0,08
SU-539	Support	2	HEB100 profile	DIN 1025	K	St37-2	1	1348					27,499	27,499	0,9247
SU-539	Support	3	HEB100 profile	DIN 1025	K	St37-2	1	300					6,120	6,120	0,2058
SU-539	Support	4	Anchor bolt HST-R M12x145/50	HILTI	A	A4-70	4							0,000	

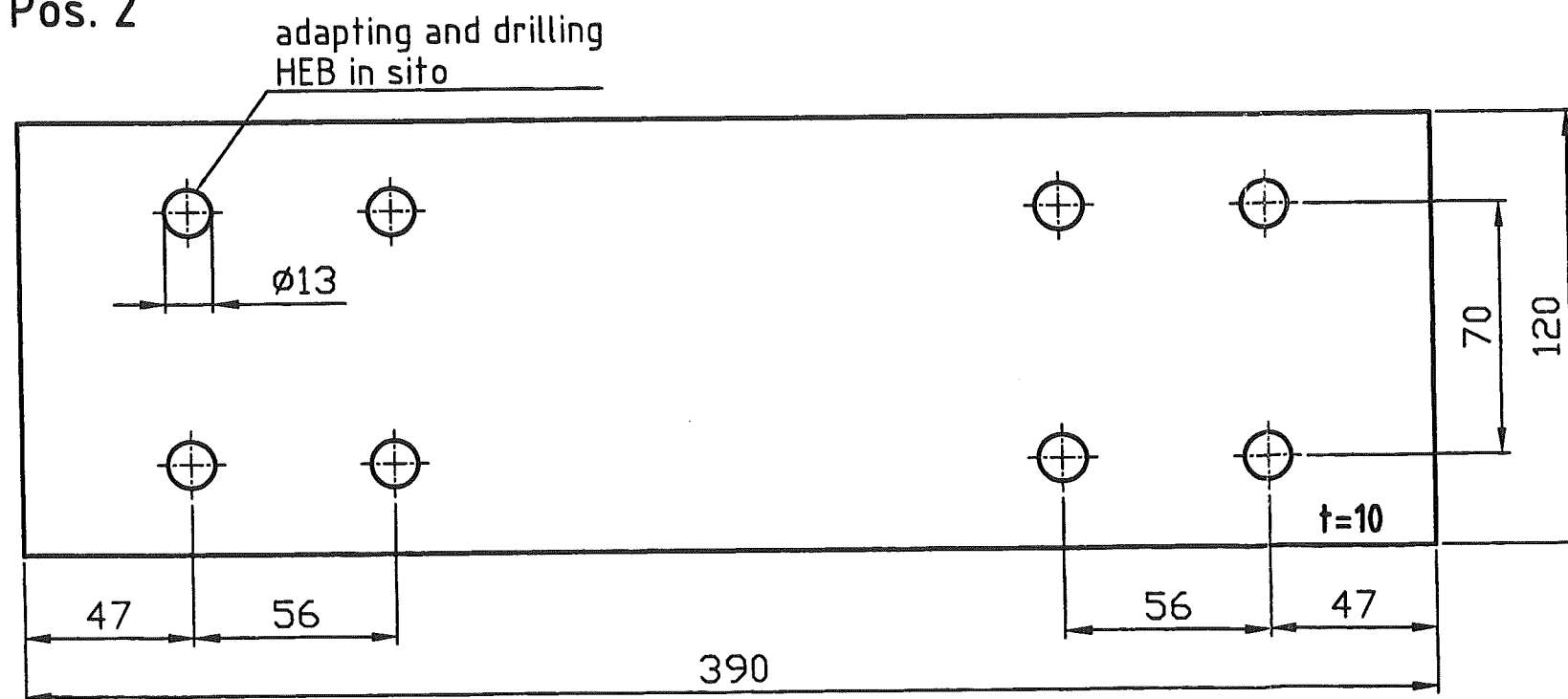
	Date :	Name :	Checked:	History file:	
	30.11.04	WIP/Rad.	—	792.87247	
	Job code: K70101 Reference: ASU Kosice			Scale 1:10	Original format DIN A3
				Sheet: 539	of — Sheets
Replaces: 79____ Replaced by: 79____	Title: SU—539			Drawing No.: 792.87247	Rev. —



THIS DRAWING IS NOT TO BE COPIED OR USED WITHOUT OUR WRITTEN AUTHORIZATION AND IT IS STRICTLY PROHIBITED TO DISCLOSE IT TO ANY THIRD PARTIES.



Pos. 2



Support	Type	Pos.	Object	DIN EN / Manufacturer	Material	Pcs.	L mm	B mm	H mm	H1 mm	H2 mm	Single Weight kg	Total Weight kg	Surface m2
SU-540	Support	1	Steel plate	DIN EN 10025	K	St37-2	1	200	200	10		3,140	3,140	0,08
SU-540	Support	2	Steel plate	DIN EN 10025	K	St37-2	1	390	120	10		3,674	3,674	0,0936
SU-540	Support	3	HEB100 profile	DIN 1025	K	St37-2	1	68				1,387	1,387	0,0466
SU-540	Support	4	Anchor bolt HST-R M12x145/50	HILTI	A	A4-70	4						0,000	

Date :	11.11.04	Name :	WIP/Rad.	Checked:	—	History file:	792.87247
Job code:	K70101	Reference:	ASU Kosice	Scale 1:2	Sheet: 540	Original format DIN A3	of — Sheets
Title:	SU-540	Drawing No.:	792.87247	Replaces:	79_	Replaced by:	79_